

May 2025

Small Cap Fund

Fund Objective

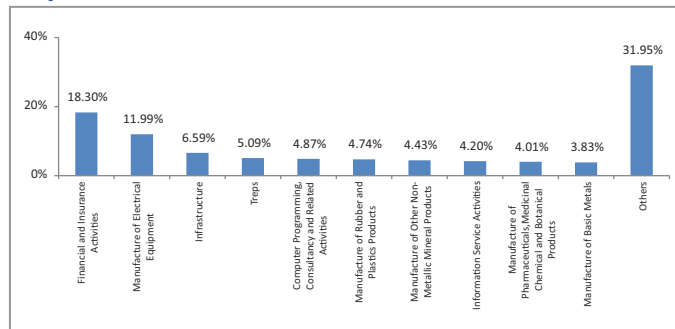
To achieve capital appreciation by investing in a diversified basket of predominantly* small cap stocks.

Portfolio Allocation

	Stated (%)	Actual (%)
Equity*	65 - 100	96.57
Bank deposits and money market instruments	0 - 35	5.09
Net Current Assets*		-1.66
Total		100.00

*minimum 60% in small cap stocks, Market-cap exposure is based on equity exposure re- scaled to 100%

Top 10 Sectors



Note : 'Financial & insurance activities' sector includes exposure to 'Fixed Deposits' & 'Certificate of Deposits'.

Portfolio

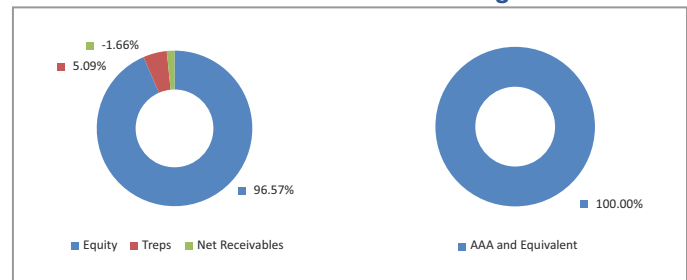
Company/Issuer	Exposure (%)
Equity	96.57%
Multi Commodity Exchange of India Ltd	2.82%
KEI Industries Limited	2.50%
Crompton Greaves Consumer Electricals Limited	2.46%
AMARA RAJA ENERGY & MOBILITY LIMITED	2.41%
Tube Investments of India Ltd	2.32%
Central Depository Services (India) Ltd	2.21%
Radico Khaitan Ltd	1.99%
Supreme Industries Ltd	1.94%
JSW Energy Ltd	1.82%
Kajaria Ceramics Limited	1.77%
Astral Limited	1.75%
UNO Minda Limited	1.74%
360 ONE WAM Ltd	1.73%
PB Fintech Limited	1.69%
Canara Bank	1.50%
PVR INOX Limited	1.49%
Karur Vysya Bank Limited	1.42%
Coforge Limited	1.40%
Rainbow Childrens Medicare Limited	1.36%
KFin Technologies Limited	1.36%
Hindustan Aeronautics Limited	1.32%
City Union Bank Ltd	1.30%
Eclerx Services Ltd	1.28%
Aditya Birla Real Estate Limited	1.28%
Navin Fluorine International Limited	1.26%
Sona BLW Precision Forgings Limited	1.25%
Dr. Lal Path Labs Ltd.	1.20%

Fund Details

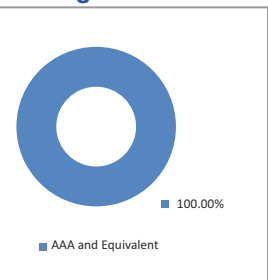
Description	
SFIN Number	ULIF08717/01/23SMALLCAPFU116
Launch Date	23-May-23
Face Value	10
Risk Profile	Very High
Benchmark	NIFTY SMALL CAP 100 INDEX
Fund Manager Name	Sujit Jain
Number of funds managed by fund manager:	
Equity	1
Debt	-
Hybrid	2
NAV as on 30-May-2025	18.8181
AUM (Rs. Cr)*	3043.67
Equity (Rs. Cr)	2939.20
Debt (Rs. Cr)	154.92
Net current asset (Rs. Cr)	-50.46

*AUM is excluding the last day unitisation.

Asset Class



Rating Profile



Portfolio

Company/Issuer	Exposure (%)
Gulf Oil Lubricants India Ltd	1.19%
Mahanagar Gas Ltd	1.18%
K E C International Ltd	1.15%
Bharat Dynamics Ltd	1.05%
Engineers India Ltd	1.05%
Indus Towers Ltd	0.98%
Muthoot Finance Ltd	0.98%
Federal Bank Ltd	0.96%
Motherhood Sumi Wiring India Limited	0.96%
CESC Ltd	0.94%
Reliance Industries Ltd	0.93%
ICICI Prudential Life Insurance Company Ltd	0.93%
Trent Ltd	0.93%
Devayani International Ltd.	0.92%
Glenmark Pharmaceuticals Ltd	0.91%
Whirlpool of India Ltd	0.90%
AXIS BANK NIFTY ETF	0.89%
Safari Industries (India) Ltd	0.88%
Rategain Travel Technologies Ltd	0.87%
Titagarh Rail Systems Ltd	0.87%
Nippon Life India Asset Management Limited	0.86%
NMDC Ltd	0.84%
Inox Wind Ltd	0.83%
Zensar Technologies Limited	0.82%
Vijaya Diagnostic Centre Limited	0.81%
Firstsource Solutions Ltd	0.79%
Cera Sanitaryware Ltd	0.76%
Natco Pharma Ltd	0.75%

Portfolio

Company/Issuer	Exposure (%)
Piramal Pharma Limited	0.75%
Gland Pharma Limited	0.74%
BSE Ltd.	0.74%
NCC Ltd	0.72%
Gabriel India Ltd	0.72%
Inox India Ltd	0.70%
The Ramco Cements Ltd	0.70%
Endurance Technologies Ltd	0.68%
APL Apollo Tubes Ltd	0.67%
Interarch Building Products Ltd	0.66%
Triveni Turbine Ltd	0.64%
Team Lease Services Ltd	0.64%
Jyothy Laboratories Ltd	0.64%
JK Lakshmi Cement Limited	0.63%
Godrej Agrovet Ltd	0.61%
KNR Constructions Limited	0.61%
TATA CONSUMER PRODUCTS LIMITED.	0.60%
Obero Realty Ltd	0.59%
J K Cements Ltd	0.57%
CG Power & Industrial Solutions Ltd	0.56%
PNB Housing Finance Ltd	0.56%
Dhanuka Agritech Limited	0.52%
EID Parry (India) Ltd	0.52%
Alivus Life Sciences Limited	0.52%
Redington Ltd	0.49%
Protean eGov Technologies Ltd	0.44%
Galaxy Surfactants Limited	0.42%
Computer Age Management Services Limited	0.42%
Go Digit General Insurance Ltd	0.42%
Indian Bank	0.41%
Others	6.18%
Money Market, Deposits & Other	3.43%
Total	100.00%

Performance

Period	1 Month	6 Months	1 Year	2 Years	3 Years	4 Years	5 Years	7 Years	10 Years	Inception
Fund	7.14%	-3.75%	10.12%	36.75%	-	-	-	-	-	36.71%
Benchmark	8.72%	-4.12%	7.11%	32.63%	-	-	-	-	-	33.65%

Returns less than or equal to 1 year are absolute. Returns greater than 1 year are compounded annualised growth rate (CAGR). Past performance is not indicative of future performance

BEWARE OF SPURIOUS PHONE CALLS AND FICTITIOUS / FRADULENT OFFERS -

IRDAI is not involved in activities like selling insurance policies, announcing bonus or investment of premiums. Public receiving such phone calls are requested to lodge a police complaint.

Bajaj Allianz Life Insurance Co. Ltd. Regd. Office Address: Bajaj Allianz House, Airport Road, Yerawada, Pune – 411006. Reg.No.: 116. CIN : U66010PN2001PLC015959, Mail us : customercare@bajajallianz.co.in, Call on : Toll free no. 1800 209 7272/ Fax No: 02066026789. The Logo of Bajaj Allianz Life Insurance Co. Ltd. is provided on the basis of license given by Bajaj Finserv Ltd. to use its “Bajaj” Logo and Allianz SE to use its “Allianz” logo.

Past performance is not indicative of future performance.