

May 2025

Pure Stock Fund II

Fund Objective

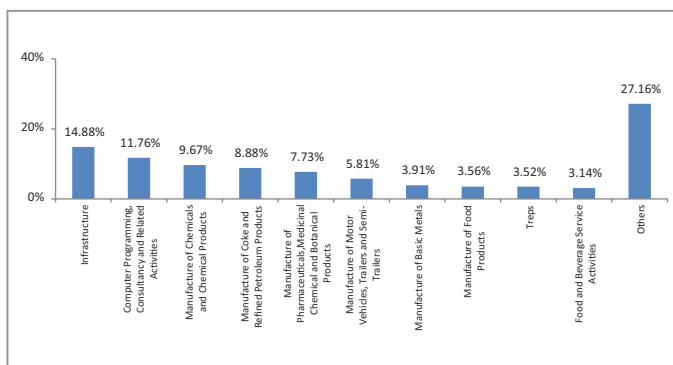
The investment objective of this fund is to specifically exclude companies dealing in Gambling, Contests, Liquor, Entertainment (Films, TV etc.), Hotels, Tobacco and Tobacco related Institutions.

Portfolio Allocation

	Stated (%)	Actual (%)
Equity*	75 -100	93.23
Bank deposits and money market instruments	0 - 25	6.56
Net Current Assets*		0.21
Total		100.00

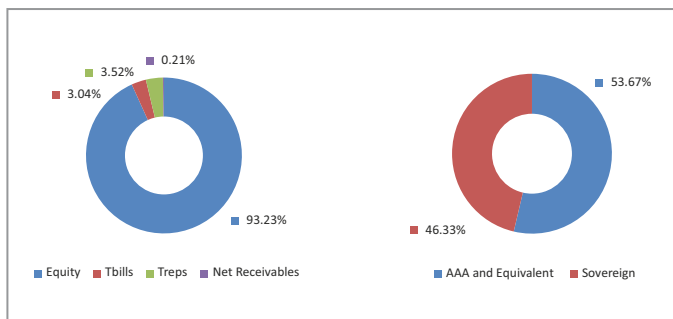
*Net current asset represents net of receivables and payables for investments held.

Top 10 Sectors

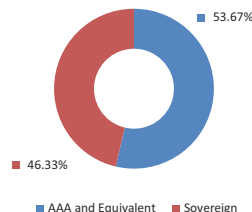


Note : 'Financial & insurance activities' sector includes exposure to 'Fixed Deposits' & 'Certificate of Deposits'.

Asset Class



Rating Profile



Fund Details

Description	
SFIN Number	ULIF07709/01/17PURSTKFUN2116
Launch Date	05-June-17
Face Value	10
Risk Profile	Very High
Benchmark	Nifty 50 Index
Fund Manager Name	Jamil Ansari
Number of funds managed by fund manager:	
Equity	5
Debt	-
Hybrid	-
NAV as on 30-May-2025	26.4061
AUM (Rs. Cr)*	4796.88
Equity (Rs. Cr)	4472.08
Debt (Rs. Cr)	314.55
Net current asset (Rs. Cr)	10.25

*AUM is excluding the last day unitisation.

Portfolio

Company/Issuer	Exposure (%)
Equity	93.23%
Reliance Industries Ltd	8.34%
Larsen & Toubro Ltd	5.18%
Infosys Ltd	4.78%
Bharti Airtel Ltd	4.24%
Tata Consultancy Services Ltd	3.60%
Hindustan Unilever Ltd.	2.91%
TITAN COMPANY LIMITED	2.51%
Maruti Suzuki India Ltd	1.94%
Asian Paints Ltd	1.90%
Nestle India Ltd	1.80%
NTPC Ltd	1.79%
Power Grid Corporation of India Ltd	1.69%
Tata Motors Ltd	1.66%
Sun Pharmaceuticals Industries Ltd	1.51%
UltraTech Cement Ltd	1.49%
Coal India Ltd	1.48%
HCL Technologies Ltd	1.43%
Dr Reddys Laboratories Ltd	1.36%
Hindalco Industries Ltd	1.33%
ETERNAL LIMITED	1.28%
Ksb Limited	1.25%
Godrej Consumer Products Ltd	1.23%
Tata Steel Ltd	1.21%
Mahindra & Mahindra Ltd	1.19%
Sapphire Foods India Limited	1.15%
Lupin Ltd	1.14%
Procter & Gamble Hygiene and Health Care Ltd	1.05%
Oil & Natural Gas Corpn Ltd	1.00%
Axis Nifty IT ETF	0.93%
Hero MotoCorp Ltd	0.92%
Tech Mahindra Ltd	0.91%
Bharat Electronics Ltd	0.90%
Restaurant Brands Asia Limited	0.84%

Portfolio

Company/Issuer	Exposure (%)
Hitachi Energy India Limited	0.83%
Zydus Lifesciences Ltd	0.77%
JSW Steel Ltd	0.75%
Bayer CropScience Ltd	0.75%
MEDPLUS HEALTH SERVICES LIMITED	0.74%
Devyani International Ltd.	0.73%
Sanofi India Ltd	0.72%
BASF India Ltd	0.68%
ICICI Prudential IT ETF	0.68%
Crompton Greaves Consumer Electricals Limited	0.68%
AVENUE SUPERMARTS LIMITED	0.68%
MRF Ltd	0.64%
Larsen & Toubro Infotech Mindtree Limited	0.63%
AIA Engineering Ltd	0.62%
Britannia Industries Ltd	0.61%
Schaeffler India Limited	0.60%
Marico Ltd	0.59%
KOTAK IT ETF	0.59%
The Ramco Cements Ltd	0.56%
TATA CONSUMER PRODUCTS LIMITED.	0.56%
Petronet LNG Ltd	0.55%
Swiggy Ltd	0.55%
Colgate-Palmolive (India) Ltd	0.55%
Bharat Petroleum Corporation Ltd	0.53%
Trent Ltd	0.52%
Cipla Ltd	0.52%
Coromandel International Ltd	0.51%
ABB India Ltd	0.50%
Adani Ports & Special Economic Zone Ltd	0.48%
Gland Pharma Limited	0.47%
Aurobindo Pharma Ltd	0.47%
TVS Motor Company Ltd	0.46%
Sanofi Consumer Healthcare India Ltd	0.45%
Grasim Industries Ltd.	0.44%
Samvardhana Motherson International Limited	0.44%
Jubilant Foodworks Ltd	0.42%
Wipro Ltd	0.41%
Nippon India ETF Nifty IT	0.41%
Varroc Engineering Limited	0.41%
Mahanagar Gas Ltd	0.36%
Clean Science and Technology Limited	0.35%
Blue Dart Express Ltd	0.35%
Supreme Industries Ltd	0.35%
Brainbees Solutions Ltd	0.35%
Others	3.00%
Money Market, Deposits & Other	6.77%
Total	100.00%

Performance

Period	1 Month	6 Months	1 Year	2 Years	3 Years	4 Years	5 Years	7 Years	10 Years	Inception
Fund	3.22%	-0.78%	7.84%	21.09%	17.22%	14.04%	20.79%	13.14%	-	12.92%
Benchmark	1.71%	2.57%	9.85%	15.56%	14.28%	12.26%	20.88%	12.67%	-	12.48%

Returns less than or equal to 1 year are absolute. Returns greater than 1 year are compounded annualised growth rate (CAGR). Past performance is not indicative of future performance

BEWARE OF SPURIOUS PHONE CALLS AND FICTITIOUS / FRADULENT OFFERS -

IRDAI is not involved in activities like selling insurance policies, announcing bonus or investment of premiums. Public receiving such phone calls are requested to lodge a police complaint.

Bajaj Allianz Life Insurance Co. Ltd. Regd. Office Address: Bajaj Allianz House, Airport Road, Yerawada, Pune – 411006. Reg.No.: 116. CIN : U66010PN2001PLC015959, Mail us : customercare@bajajallianz.co.in, Call on : Toll free no. 1800 209 7272/ Fax No: 02066026789. The Logo of Bajaj Allianz Life Insurance Co. Ltd. is provided on the basis of license given by Bajaj Finserv Ltd. to use its “Bajaj” Logo and Allianz SE to use its “Allianz” logo.

Past performance is not indicative of future performance.