

May 2025

## Premier Equity Gain Fund

### Fund Objective

To provide capital appreciation through investment in selected equities that have potential for capital appreciation.

### Portfolio Allocation

	Stated (%)	Actual (%)
Equity (Net)*	60 - 100	98.87
-Large cap stocks that are part of NSE 500		82.88
- Mid Cap Stocks		17.12
Bank deposits and money market instruments	0 - 40	0.90
Net Current Assets*		0.24
<b>Total</b>		<b>100.00</b>

\*Net current asset represents net of receivables and payables for investments held.

\*At least 50 % in large cap stocks that are part of NSE 500. Balance can be invested in mid cap stocks

\* Market-cap exposure is based on equity exposure re-scaled to 100%

### Portfolio

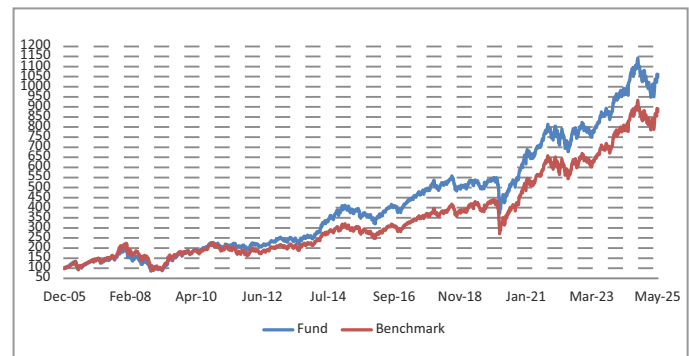
Company/Issuer	Exposure (%)
<b>Equity</b>	<b>98.87%</b>
ICICI Bank Ltd	9.69%
Reliance Industries Ltd	8.38%
HDFC Bank Ltd	8.08%
Bharti Airtel Ltd	6.53%
Infosys Ltd	6.38%
ITC Ltd	4.93%
Larsen & Toubro Ltd	4.42%
Axis Bank Ltd	3.60%
Tata Consultancy Services Ltd	3.32%
Mahindra & Mahindra Ltd	2.97%
Others	40.57%
<b>Money Market, Deposits &amp; Other</b>	<b>1.13%</b>
<b>Total</b>	<b>100.00%</b>

### Fund Details

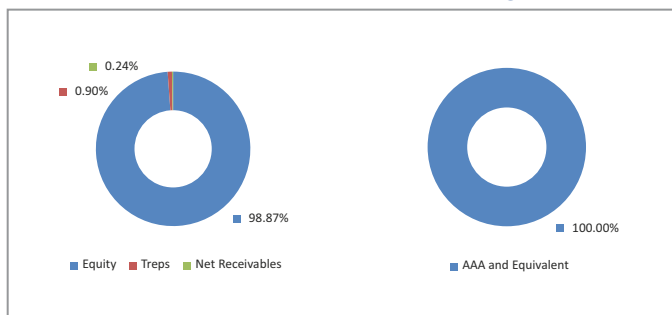
Description	
SFIN Number	ULIF02217/12/05PREREQGAIN116
Launch Date	17-Dec-05
Face Value	10
Risk Profile	Very High
Benchmark	Nifty 50 Index
Fund Manager Name	Paresh Jain
Number of funds managed by fund manager:	
Equity	10
Debt	-
Hybrid	-
NAV as on 30-May-2025	105.1439
AUM (Rs. Cr)*	25.69
Equity (Rs. Cr)	25.40
Debt (Rs. Cr)	0.23
Net current asset (Rs. Cr)	0.06

\*AUM is excluding the last day unitisation.

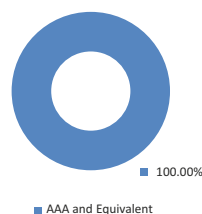
### Growth of Rs. 100



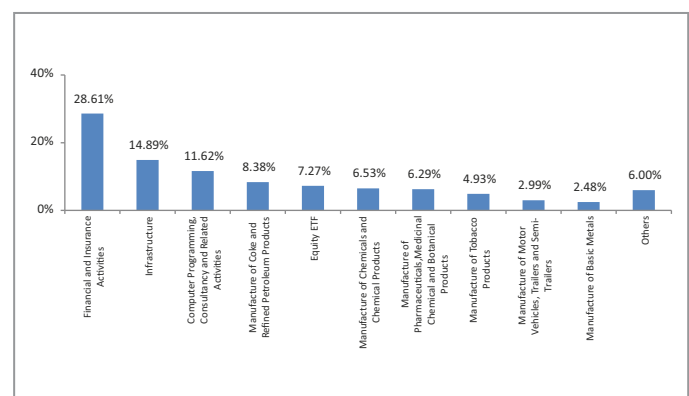
### Asset Class



### Rating Profile



### Top 10 Sectors



Note : 'Financial & insurance activities' sector includes exposure to 'Fixed Deposits' & 'Certificate of Deposits'.

### Performance

Period	1 Month	6 Months	1 Year	2 Years	3 Years	4 Years	5 Years	7 Years	10 Years	Inception
Fund	1.34%	-0.55%	6.97%	13.76%	12.90%	10.98%	18.36%	10.48%	10.38%	12.85%
Benchmark	1.71%	2.57%	9.85%	15.56%	14.28%	12.26%	20.88%	12.67%	11.35%	11.83%

Returns less than or equal to 1 year are absolute. Returns greater than 1 year are compounded annualised growth rate (CAGR). Past performance is not indicative of future performance

## BEWARE OF SPURIOUS PHONE CALLS AND FICTITIOUS / FRADULENT OFFERS -

IRDAI is not involved in activities like selling insurance policies, announcing bonus or investment of premiums. Public receiving such phone calls are requested to lodge a police complaint.

Bajaj Allianz Life Insurance Co. Ltd. Regd. Office Address: Bajaj Allianz House, Airport Road, Yerawada, Pune – 411006. Reg.No.: 116. CIN : U66010PN2001PLC015959, Mail us : [customercare@bajajallianz.co.in](mailto:customercare@bajajallianz.co.in), Call on : Toll free no. 1800 209 7272/ Fax No: 02066026789. The Logo of Bajaj Allianz Life Insurance Co. Ltd. is provided on the basis of license given by Bajaj Finserv Ltd. to use its “Bajaj” Logo and Allianz SE to use its “Allianz” logo.

Past performance is not indicative of future performance.