

May 2025

Equity Index Pension Fund

Fund Objective

The returns on this fund are expected to match the returns given by NIFTY Index of National Stock Exchange.

Portfolio Allocation

| | Stated (%) | Actual (%) |
|------------------------------------|------------|---------------|
| Equity and equity related | 60 - 100 | 98.22 |
| Debt/Cash/Money Market instruments | 0 - 40 | 1.10 |
| Net Current Assets* | | 0.68 |
| Total | | 100.00 |

*Net current asset represents net of receivables and payables for investments held.

Portfolio

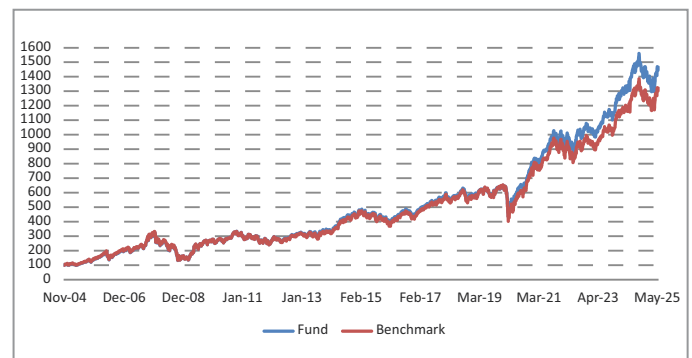
| Company/Issuer | Exposure (%) |
|---|----------------|
| Equity | 98.22% |
| HDFC Bank Ltd | 9.03% |
| ICICI Bank Ltd | 8.98% |
| Reliance Industries Ltd | 8.96% |
| Infosys Ltd | 5.71% |
| Bharti Airtel Ltd | 5.09% |
| Larsen & Toubro Ltd | 4.43% |
| ITC Ltd | 3.93% |
| Tata Consultancy Services Ltd | 3.61% |
| Mahindra & Mahindra Ltd | 2.67% |
| Axis Bank Ltd | 2.47% |
| Others | 43.34% |
| Money Market, Deposits & Other | 1.78% |
| Total | 100.00% |

Fund Details

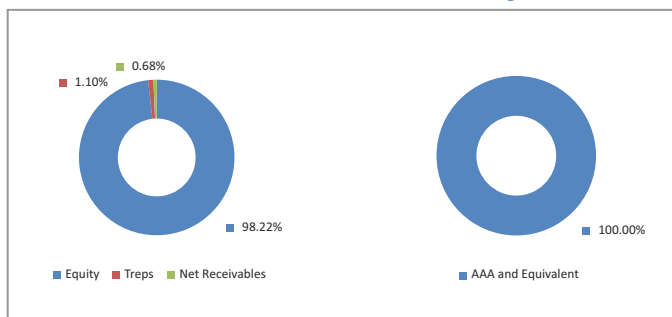
| Description | |
|--|------------------------------|
| SFIN Number | ULIF01318/11/04EQINDEXPEN116 |
| Launch Date | 18-Nov-04 |
| Face Value | 10 |
| Risk Profile | High |
| Benchmark | Nifty 50 Index |
| Fund Manager Name | Abhay Moghe |
| Number of funds managed by fund manager: | |
| Equity | 16 |
| Debt | - |
| Hybrid | 12 |
| NAV as on 30-May-2025 | 145.1862 |
| AUM (Rs. Cr)* | 3.65 |
| Equity (Rs. Cr) | 3.58 |
| Debt (Rs. Cr) | 0.04 |
| Net current asset (Rs. Cr) | 0.02 |

*AUM is excluding the last day unitisation.

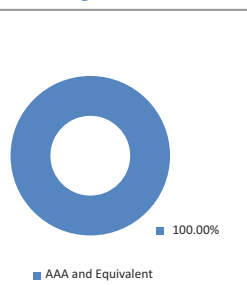
Growth of Rs. 100



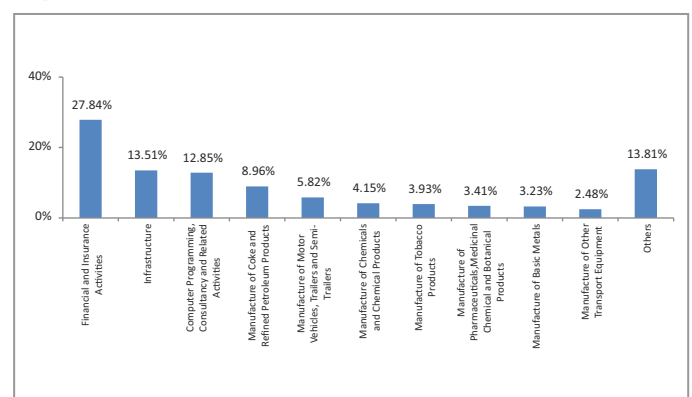
Asset Class



Rating Profile



Top 10 Sectors



Note : 'Financial & insurance activities' sector includes exposure to 'Fixed Deposits' & 'Certificate of Deposits'.

Performance

| Period | 1 Month | 6 Months | 1 Year | 2 Years | 3 Years | 4 Years | 5 Years | 7 Years | 10 Years | Inception |
|-----------|---------|----------|--------|---------|---------|---------|---------|---------|----------|-----------|
| Fund | 1.79% | 0.95% | 8.22% | 16.55% | 15.26% | 13.49% | 21.31% | 14.12% | 12.33% | 13.91% |
| Benchmark | 1.71% | 2.57% | 9.85% | 15.56% | 14.28% | 12.26% | 20.88% | 12.67% | 11.35% | 13.33% |

Returns less than or equal to 1 year are absolute. Returns greater than 1 year are compounded annualised growth rate (CAGR). Past performance is not indicative of future performance

BEWARE OF SPURIOUS PHONE CALLS AND FICTITIOUS / FRADULENT OFFERS -

IRDAI is not involved in activities like selling insurance policies, announcing bonus or investment of premiums. Public receiving such phone calls are requested to lodge a police complaint.

Bajaj Allianz Life Insurance Co. Ltd. Regd. Office Address: Bajaj Allianz House, Airport Road, Yerawada, Pune – 411006. Reg.No.: 116. CIN : U66010PN2001PLC015959, Mail us : customercare@bajajallianz.co.in, Call on : Toll free no. 1800 209 7272/ Fax No: 02066026789. The Logo of Bajaj Allianz Life Insurance Co. Ltd. is provided on the basis of license given by Bajaj Finserv Ltd. to use its “Bajaj” Logo and Allianz SE to use its “Allianz” logo.

Past performance is not indicative of future performance.