

May 2025

Equity Gain Fund

Fund Objective

To provide capital appreciation through investment in selected equities those have potential for capital appreciation.

Portfolio Allocation

| | Stated (%) | Actual (%) |
|--|------------|---------------|
| Equity (Net)* | 60 - 100 | 97.58 |
| - Large Cap Stock | | 85.12 |
| - Mid Cap Stocks | | 10.04 |
| Bank deposits and money market instruments | 0 - 40 | 2.24 |
| Net Current Assets* | | 0.18 |
| Total | | 100.00 |

*Net current asset represents net of receivables and payables for investments held.

*At least 50 % portfolio in large cap stocks that are part of NSE 500. Balance can be invested in mid cap stocks

* Market-cap exposure is based on equity exposure re-scaled to 100%

Portfolio

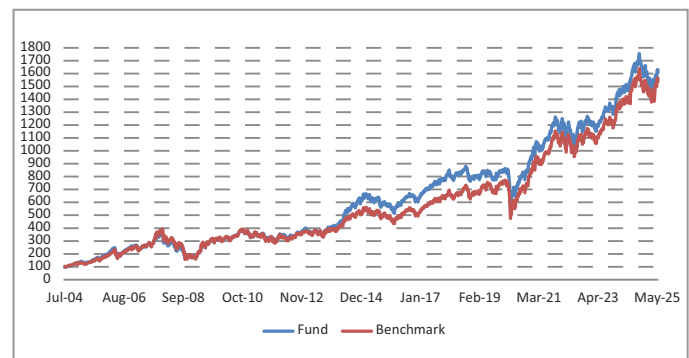
| Company/Issuer | Exposure (%) |
|---|----------------|
| Equity | 97.58% |
| HDFC Bank Ltd | 9.82% |
| ICICI Bank Ltd | 9.58% |
| Reliance Industries Ltd | 6.91% |
| Bharti Airtel Ltd | 6.54% |
| Infosys Ltd | 6.22% |
| ITC Ltd | 5.00% |
| Larsen & Toubro Ltd | 4.96% |
| Mahindra & Mahindra Ltd | 3.52% |
| Tata Consultancy Services Ltd | 3.15% |
| Axis Bank Ltd | 2.98% |
| Others | 38.89% |
| Money Market, Deposits & Other | 2.42% |
| Total | 100.00% |

Fund Details

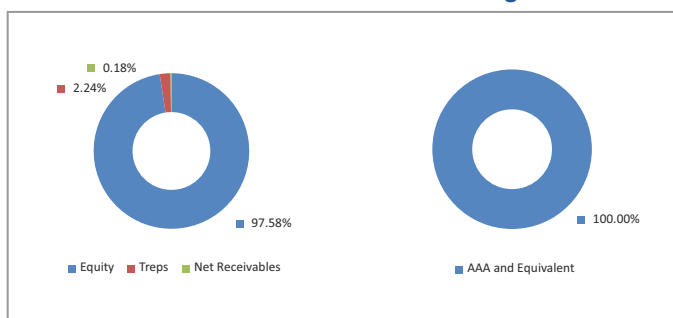
| Description | |
|--|------------------------------|
| SFIN Number | ULIF00523/07/04EQGAINFUND116 |
| Launch Date | 23-Jul-04 |
| Face Value | 10 |
| Risk Profile | Very High |
| Benchmark | Nifty 50 Index |
| Fund Manager Name | Paresh Jain |
| Number of funds managed by fund manager: | |
| Equity | 10 |
| Debt | - |
| Hybrid | - |
| NAV as on 30-May-2025 | 161.3973 |
| AUM (Rs. Cr)* | 367.01 |
| Equity (Rs. Cr) | 358.12 |
| Debt (Rs. Cr) | 8.23 |
| Net current asset (Rs. Cr) | 0.67 |

*AUM is excluding the last day unitisation.

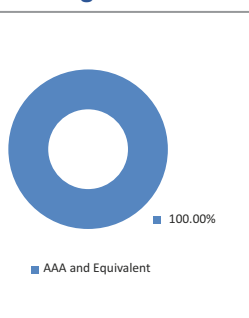
Growth of Rs. 100



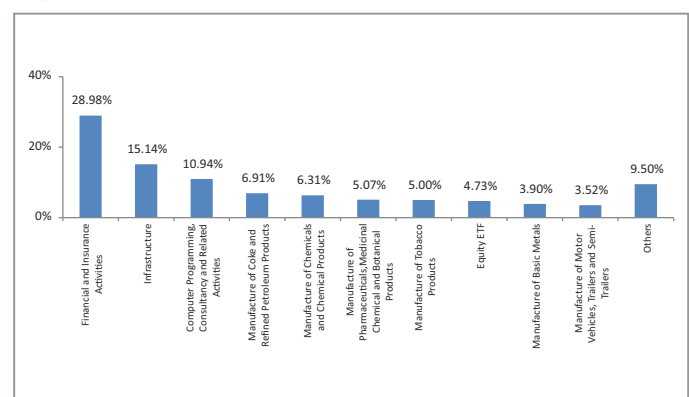
Asset Class



Rating Profile



Top 10 Sectors



Note : 'Financial & insurance activities' sector includes exposure to 'Fixed Deposits' & 'Certificate of Deposits'.

Performance

| Period | 1 Month | 6 Months | 1 Year | 2 Years | 3 Years | 4 Years | 5 Years | 7 Years | 10 Years | Inception |
|-----------|---------|----------|--------|---------|---------|---------|---------|---------|----------|-----------|
| Fund | 1.68% | -0.58% | 7.25% | 13.76% | 12.77% | 10.67% | 18.25% | 10.00% | 9.83% | 14.26% |
| Benchmark | 1.71% | 2.57% | 9.85% | 15.56% | 14.28% | 12.26% | 20.88% | 12.67% | 11.35% | 14.02% |

Returns less than or equal to 1 year are absolute. Returns greater than 1 year are compounded annualised growth rate (CAGR). Past performance is not indicative of future performance

BEWARE OF SPURIOUS PHONE CALLS AND FICTITIOUS / FRADULENT OFFERS -

IRDAI is not involved in activities like selling insurance policies, announcing bonus or investment of premiums. Public receiving such phone calls are requested to lodge a police complaint.

Bajaj Allianz Life Insurance Co. Ltd. Regd. Office Address: Bajaj Allianz House, Airport Road, Yerawada, Pune – 411006. Reg.No.: 116. CIN : U66010PN2001PLC015959, Mail us : customercare@bajajallianz.co.in, Call on : Toll free no. 1800 209 7272/ Fax No: 02066026789. The Logo of Bajaj Allianz Life Insurance Co. Ltd. is provided on the basis of license given by Bajaj Finserv Ltd. to use its “Bajaj” Logo and Allianz SE to use its “Allianz” logo.

Past performance is not indicative of future performance.