

May 2025

Blue Chip Equity Fund

Fund Objective

To provide capital appreciation through investment in equities forming part of the National Stock Exchange NIFTY.

Portfolio Allocation

	Stated (%)	Actual (%)
Equity*	60 -100	98.54
Bank deposits and money market instruments	0 - 40	1.30
Net Current Assets*		0.16
Total		100.00

*Net current asset represents net of receivables and payables for investments held.

Portfolio

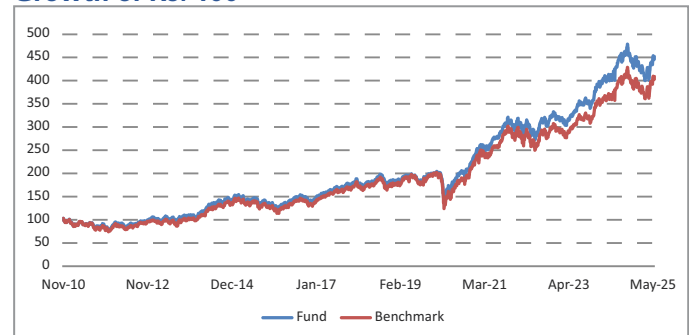
Company/Issuer	Exposure (%)
Equity	98.54%
HDFC Bank Ltd	9.06%
ICICI Bank Ltd	9.01%
Reliance Industries Ltd	8.99%
Infosys Ltd	5.81%
Bharti Airtel Ltd	5.17%
Larsen & Toubro Ltd	4.50%
ITC Ltd	4.00%
Tata Consultancy Services Ltd	3.67%
Mahindra & Mahindra Ltd	2.72%
Axis Bank Ltd	2.37%
State Bank of India	2.17%
Hindustan Unilever Ltd.	2.16%
Kotak Mahindra Bank Ltd	2.11%
Sun Pharmaceuticals Industries Ltd	1.85%
HCL Technologies Ltd	1.80%
ETERNAL LIMITED	1.74%
Maruti Suzuki India Ltd	1.66%
NTPC Ltd	1.63%
Tata Motors Ltd	1.56%
TITAN COMPANY LIMITED	1.52%
Bharat Electronics Ltd	1.48%
Tata Steel Ltd	1.37%
Power Grid Corporation of India Ltd	1.34%
UltraTech Cement Ltd	1.32%
Trent Ltd	1.29%
Adani Ports & Special Economic Zone Ltd	1.10%
Asian Paints Ltd	1.06%
Tech Mahindra Ltd	1.05%
Grasim Industries Ltd.	1.00%
JSW Steel Ltd	0.97%
Oil & Natural Gas Corpn Ltd	0.96%
Hindalco Industries Ltd	0.94%
Coal India Ltd	0.92%
Nestle India Ltd	0.88%
Cipla Ltd	0.85%
Others	8.52%
Money Market, Deposits & Other	1.46%
Total	100.00%

Fund Details

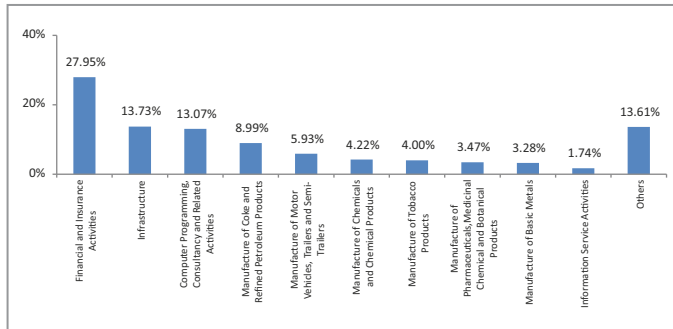
Description	
SFIN Number	ULIF06026/10/10BLUECHIPEQ116
Launch Date	01-Nov-10
Face Value	10
Risk Profile	High
Benchmark	Nifty 50 Index
Fund Manager Name	Abhay Moghe
Number of funds managed by fund manager:	
Equity	16
Debt	-
Hybrid	12
NAV as on 30-May-2025	44.7730
AUM (Rs. Cr)*	1000.15
Equity (Rs. Cr)	985.56
Debt (Rs. Cr)	12.97
Net current asset (Rs. Cr)	1.62

*AUM is excluding the last day unitisation.

Growth of Rs. 100

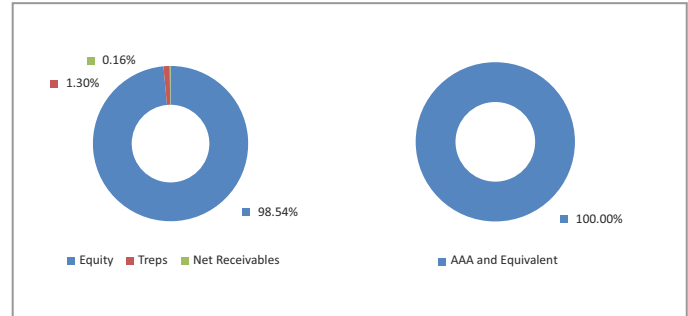


Top 10 Sectors

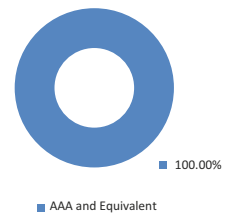


Note : 'Financial & insurance activities' sector includes exposure to 'Fixed Deposits' & 'Certificate of Deposits'.

Asset Class



Rating Profile



Performance

Period	1 Month	6 Months	1 Year	2 Years	3 Years	4 Years	5 Years	7 Years	10 Years	Inception
Fund	1.77%	1.44%	8.60%	16.38%	14.97%	13.18%	20.82%	13.81%	12.01%	10.82%
Benchmark	1.71%	2.57%	9.85%	15.56%	14.28%	12.26%	20.88%	12.67%	11.35%	10.06%

Returns less than or equal to 1 year are absolute. Returns greater than 1 year are compounded annualised growth rate (CAGR). Past performance is not indicative of future performance

BEWARE OF SPURIOUS PHONE CALLS AND FICTITIOUS / FRADULENT OFFERS -

IRDAI is not involved in activities like selling insurance policies, announcing bonus or investment of premiums. Public receiving such phone calls are requested to lodge a police complaint.

Bajaj Allianz Life Insurance Co. Ltd. Regd. Office Address: Bajaj Allianz House, Airport Road, Yerawada, Pune – 411006. Reg.No.: 116. CIN : U66010PN2001PLC015959, Mail us : customercare@bajajallianz.co.in, Call on : Toll free no. 1800 209 7272/ Fax No: 02066026789. The Logo of Bajaj Allianz Life Insurance Co. Ltd. is provided on the basis of license given by Bajaj Finserv Ltd. to use its "Bajaj" Logo and Allianz SE to use its "Allianz" logo.

Past performance is not indicative of future performance.