

March 2025

Small Cap Fund

Fund Objective

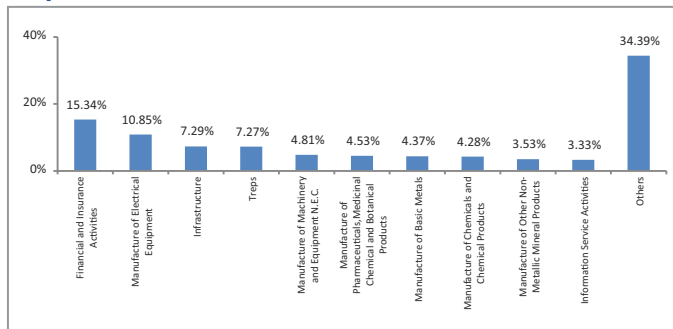
To achieve capital appreciation by investing in a diversified basket of predominantly* small cap stocks.

Portfolio Allocation

	Stated (%)	Actual (%)
Equity*	65 - 100	92.37
Bank deposits and money market instruments	0 - 35	7.27
Net Current Assets*		0.36
Total		100.00

*minimum 60% in small cap stocks, Market-cap exposure is based on equity exposure re- scaled to 100%

Top 10 Sectors



Note : 'Financial & insurance activities' sector includes exposure to 'Fixed Deposits' & 'Certificate of Deposits'.

Portfolio

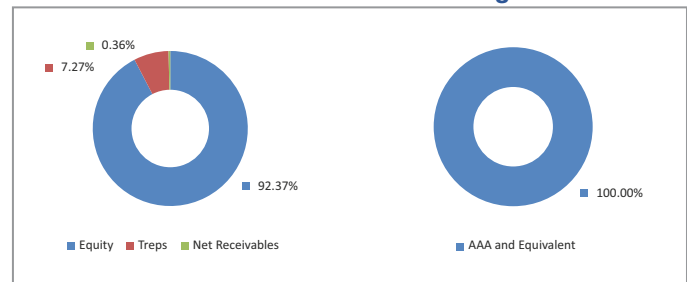
Company/Issuer	Exposure (%)
Equity	92.37%
Multi Commodity Exchange of India Ltd	2.64%
Radico Khaitan Ltd	2.22%
AMARA RAJA ENERGY & MOBILITY LIMITED	2.08%
Blue Star Ltd	1.99%
KEI Industries Limited	1.91%
KPIT Technologies Ltd	1.90%
PB Fintech Limited	1.77%
UNO Minda Limited	1.68%
Crompton Greaves Consumer Electricals Limited	1.65%
JSW Energy Ltd	1.62%
PVR INOX Limited	1.60%
Central Depository Services (India) Ltd	1.58%
Navin Fluorine International Limited	1.45%
Mahanagar Gas Ltd	1.43%
Karur Vysya Bank Limited	1.40%
Gulf Oil Lubricants India Ltd	1.31%
PG Electroplast Ltd	1.31%
Tube Investments of India Ltd	1.27%
K E C International Ltd	1.26%
Dr. Lal Path Labs Ltd.	1.24%
Muthoot Finance Ltd	1.22%
BSE Ltd	1.17%
Apar Industries Ltd	1.14%
Glenmark Pharmaceuticals Ltd	1.12%
Supreme Industries Ltd	1.08%
Federal Bank Ltd	1.07%
360 ONE WAM Ltd	1.06%

Fund Details

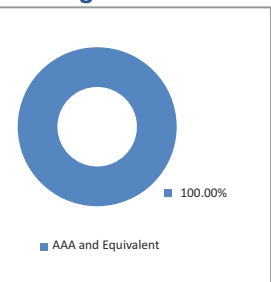
Description	
SFIN Number	ULIF08717/01/23SMALLCAPFU116
Launch Date	23-May-23
Face Value	10
Risk Profile	Very High
Benchmark	NIFTY SMALL CAP 100 INDEX
Fund Manager Name	Sujit Jain
Number of funds managed by fund manager:	
Equity	1
Debt	-
Hybrid	2
NAV as on 31-March-2025	17.1071
AUM (Rs. Cr)*	2619.56
Equity (Rs. Cr)	2419.67
Debt (Rs. Cr)	190.47
Net current asset (Rs. Cr)	9.42

*AUM is excluding the last day unitisation.

Asset Class



Rating Profile



Portfolio

Company/Issuer	Exposure (%)
Aditya Birla Real Estate Limited	1.05%
CESC Ltd	1.04%
Trent Ltd	1.02%
Motherson Sumi Wiring India Limited	1.00%
Indus Towers Ltd	0.99%
Bharat Dynamics Ltd	0.98%
City Union Bank Ltd	0.97%
Reliance Industries Ltd	0.97%
Hindustan Aeronautics Limited	0.97%
NMDC Ltd	0.95%
Piramal Pharma Limited	0.94%
Aarti Industries Ltd	0.92%
Schaeffler India Limited	0.90%
Devyani International Ltd.	0.90%
Gland Pharma Limited	0.87%
Whirlpool of India Ltd	0.84%
Firstsource Solutions Ltd	0.84%
Jindal Steel & Power Ltd	0.83%
Rainbow Childrens Medicare Limited	0.83%
Persistent Systems Limited	0.83%
KFin Technologies Limited	0.82%
JSW Steel Ltd	0.81%
Safari Industries (India) Ltd	0.81%
Cera Sanitaryware Ltd	0.78%
Nippon Life India Asset Management Limited	0.78%
KNR Constructions Limited	0.77%
NCC Ltd	0.76%
Titagarh Rail Systems Ltd	0.76%

Portfolio

Company/Issuer	Exposure (%)
The Ramco Cements Ltd	0.75%
Gabriel India Ltd	0.73%
Protean eGov Technologies Ltd	0.72%
Jyothy Laboratories Ltd	0.71%
Bharti Hexacom Ltd	0.69%
JK Lakshmi Cement Limited	0.67%
Kajaria Ceramics Limited	0.65%
APL Apollo Tubes Ltd	0.65%
Endurance Technologies Ltd	0.64%
Oberoi Realty Ltd	0.64%
Natco Pharma Ltd	0.64%
TATA CONSUMER PRODUCTS LIMITED.	0.63%
Inox India Ltd	0.63%
Godrej Agrovet Ltd	0.61%
CG Power & Industrial Solutions Ltd	0.61%
Triveni Turbine Ltd	0.61%
J K Cements Ltd	0.59%
Alivus Life Sciences Limited	0.59%
Engineers India Ltd	0.57%
Aditya Birla Sun Life AMC Limited	0.56%
PNB Housing Finance Ltd	0.55%
Redington Ltd	0.53%
Interarch Building Products Ltd	0.51%
EID Parry (India) Ltd	0.50%
Dhanuka Agritech Limited	0.48%
Astral Limited	0.47%
Computer Age Management Services Limited	0.46%
Metropolis Healthcare Limited	0.42%
Indian Bank	0.41%
Go Digit General Insurance Ltd	0.41%
Aster DM Healthcare Ltd	0.40%
Galaxy Surfactants Limited	0.39%
Aadhar Housing Finance Ltd	0.39%
AXIS BANK NIFTY ETF	0.38%
Metro Brands Ltd	0.38%
Alkem Laboratories Ltd	0.37%
Orient Electric Limited	0.37%
Fiem Industries Ltd	0.37%
Dodla Dairy Ltd	0.36%
Raymond Ltd	0.35%
Star Health & Allied Insurance Company Ltd	0.34%
Neogen Chemicals Ltd	0.34%
Zensar Technologies Limited	0.30%
Indian Energy Exchange Limited	0.29%
Azad Engineering Ltd	0.29%
Gravita India Ltd	0.28%
Ahluwalia Contracts (India) Ltd	0.28%
Ratnamani Metals & Tubes Ltd	0.26%
Steel Strips Wheels Ltd	0.26%
Others	2.23%
Money Market, Deposits & Other	7.63%
Total	100.00%

Performance

Period	1 Month	6 Months	1 Year	2 Years	3 Years	4 Years	5 Years	7 Years	10 Years	Inception
Fund	6.19%	-16.50%	10.89%	-	-	-	-	-	-	33.52%
Benchmark	9.49%	-16.08%	5.40%	-	-	-	-	-	-	29.57%

Returns less than or equal to 1 year are absolute. Returns greater than 1 year are compounded annualised growth rate (CAGR). Past performance is not indicative of future performance

BEWARE OF SPURIOUS PHONE CALLS AND FICTITIOUS / FRADULENT OFFERS -

IRDAI is not involved in activities like selling insurance policies, announcing bonus or investment of premiums. Public receiving such phone calls are requested to lodge a police complaint.

Bajaj Allianz Life Insurance Co. Ltd. Regd. Office Address: Bajaj Allianz House, Airport Road, Yerawada, Pune – 411006. Reg.No.: 116. CIN : U66010PN2001PLC015959, Mail us : customercare@bajajallianz.co.in, Call on : Toll free no. 1800 209 7272/ Fax No: 02066026789. The Logo of Bajaj Allianz Life Insurance Co. Ltd. is provided on the basis of license given by Bajaj Finserv Ltd. to use its “Bajaj” Logo and Allianz SE to use its “Allianz” logo.

Past performance is not indicative of future performance.