

March 2025

## Pure Stock Fund II

### Fund Objective

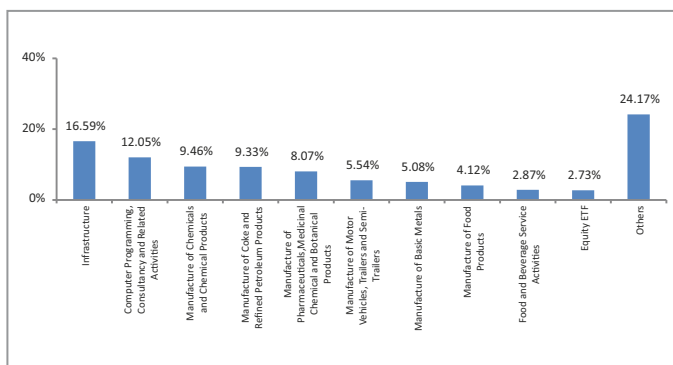
The investment objective of this fund is to specifically exclude companies dealing in Gambling, Contests, Liquor, Entertainment (Films, TV etc.), Hotels, Tobacco and Tobacco related Institutions.

### Portfolio Allocation

	Stated (%)	Actual (%)
Equity*	75 -100	96.44
Bank deposits and money market instruments	0 - 25	3.10
Net Current Assets*		0.46
<b>Total</b>		<b>100.00</b>

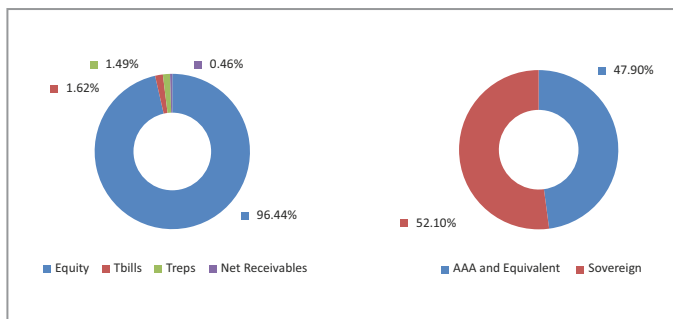
\*Net current asset represents net of receivables and payables for investments held.

### Top 10 Sectors

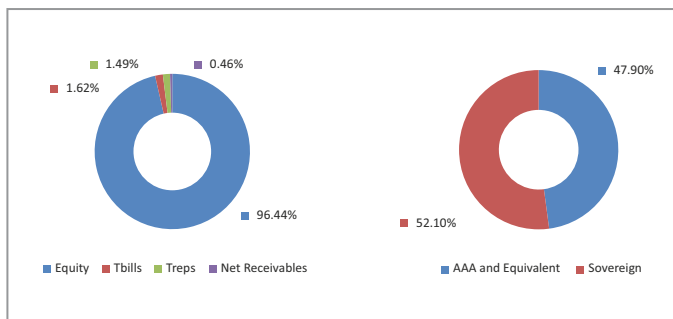


Note : 'Financial & insurance activities' sector includes exposure to 'Fixed Deposits' & 'Certificate of Deposits'.

### Asset Class



### Rating Profile



### Fund Details

Description	
SFIN Number	ULIF07709/01/17PURSTKFUN2116
Launch Date	05-June-17
Face Value	10
Risk Profile	Very High
Benchmark	Nifty 50 Index
Fund Manager Name	Jamil Ansari
Number of funds managed by fund manager:	
Equity	5
Debt	-
Hybrid	-
NAV as on 31-March-2025	24.8726
AUM (Rs. Cr)*	4520.78
Equity (Rs. Cr)	4359.66
Debt (Rs. Cr)	140.21
Net current asset (Rs. Cr)	20.91

\*AUM is excluding the last day unitisation.

### Portfolio

Company/Issuer	Exposure (%)
<b>Equity</b>	<b>96.44%</b>
Reliance Industries Ltd	8.84%
Bharti Airtel Ltd	5.27%
Larsen & Toubro Ltd	5.23%
Infosys Ltd	5.10%
Tata Consultancy Services Ltd	3.50%
Hindustan Unilever Ltd.	3.02%
TITAN COMPANY LIMITED	2.30%
Nestle India Ltd	1.95%
Power Grid Corporation of India Ltd	1.92%
NTPC Ltd	1.88%
Maruti Suzuki India Ltd	1.88%
Hindalco Industries Ltd	1.83%
Sun Pharmaceuticals Industries Ltd	1.80%
Asian Paints Ltd	1.77%
Tata Motors Ltd	1.66%
Tata Steel Ltd	1.63%
HCL Technologies Ltd	1.47%
UltraTech Cement Ltd	1.42%
Godrej Consumer Products Ltd	1.41%
Mahindra & Mahindra Ltd	1.37%
Dr Reddys Laboratories Ltd	1.32%
Lupin Ltd	1.26%
Bharat Electronics Ltd	1.20%
JSW Steel Ltd	1.13%
Sapphire Foods India Limited	1.13%
Ksb Limited	1.12%
Procter & Gamble Hygiene and Health Care Ltd	1.11%
Axis Nifty IT ETF	0.97%
Coal India Ltd	0.95%
Marico Ltd	0.88%
Oil & Natural Gas Corpn Ltd	0.87%
Tech Mahindra Ltd	0.87%
Hero MotoCorp Ltd	0.85%

## Portfolio

Company/Issuer	Exposure (%)
Hitachi Energy India Limited	0.82%
Zydus Lifesciences Ltd	0.78%
MRF Ltd	0.75%
Britannia Industries Ltd	0.74%
AVENUE SUPERMARTS LIMITED	0.73%
ICICI Prudential IT ETF	0.71%
Zomato Limited	0.71%
Sanofi India Ltd	0.71%
Devyani International Ltd.	0.69%
Restaurant Brands Asia Limited	0.66%
Adani Ports & Special Economic Zone Ltd	0.64%
MEDPLUS HEALTH SERVICES LIMITED	0.62%
BASF India Ltd	0.62%
KOTAK IT ETF	0.61%
Petronet LNG Ltd	0.60%
Larsen & Toubro Infotech Mindtree Limited	0.60%
Colgate-Palmolive (India) Ltd	0.57%
Bayer CropScience Ltd	0.56%
The Ramco Cements Ltd	0.55%
Cipla Ltd	0.54%
TATA CONSUMER PRODUCTS LIMITED.	0.54%
Trent Ltd	0.52%
Wipro Ltd	0.51%
Aurobindo Pharma Ltd	0.50%
TVS Motor Company Ltd	0.50%
Bharat Petroleum Corporation Ltd	0.50%
ABB India Ltd	0.50%
AIA Engineering Ltd	0.49%
Grasim Industries Ltd.	0.48%
Gujarat Pipavav Port Ltd	0.48%
Crompton Greaves Consumer Electricals Limited	0.47%
Coromandel International Ltd	0.47%
Gland Pharma Limited	0.46%
Schaeffler India Limited	0.46%
Sanofi Consumer Healthcare India Ltd	0.44%
Balkrishna Industries Ltd	0.44%
Nippon India ETF Nifty IT	0.43%
Others	6.14%
<b>Money Market, Deposits &amp; Other</b>	<b>3.56%</b>
<b>Total</b>	<b>100.00%</b>

## Performance

Period	1 Month	6 Months	1 Year	2 Years	3 Years	4 Years	5 Years	7 Years	10 Years	Inception
Fund	5.34%	-13.64%	4.28%	20.92%	13.07%	14.53%	22.55%	12.81%	-	12.35%
Benchmark	6.30%	-8.88%	5.34%	16.37%	10.42%	12.48%	22.28%	12.80%	-	12.02%

Returns less than or equal to 1 year are absolute. Returns greater than 1 year are compounded annualised growth rate (CAGR). Past performance is not indicative of future performance

## BEWARE OF SPURIOUS PHONE CALLS AND FICTITIOUS / FRADULENT OFFERS -

IRDAI is not involved in activities like selling insurance policies, announcing bonus or investment of premiums. Public receiving such phone calls are requested to lodge a police complaint.

Bajaj Allianz Life Insurance Co. Ltd. Regd. Office Address: Bajaj Allianz House, Airport Road, Yerawada, Pune – 411006. Reg.No.: 116. CIN : U66010PN2001PLC015959, Mail us : [customercare@bajajallianz.co.in](mailto:customercare@bajajallianz.co.in), Call on : Toll free no. 1800 209 7272/ Fax No: 02066026789. The Logo of Bajaj Allianz Life Insurance Co. Ltd. is provided on the basis of license given by Bajaj Finserv Ltd. to use its “Bajaj” Logo and Allianz SE to use its “Allianz” logo.

Past performance is not indicative of future performance.