

March 2025

## Midcap Index Fund

### Fund Objective

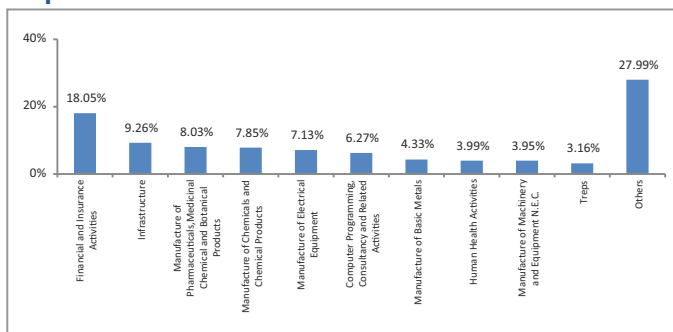
To provide capital appreciation through investment in equities forming part of Nifty Midcap 150 Index.

### Portfolio Allocation

	Stated (%)	Actual (%)
Equity*	65 - 100	98.55
Bank deposits and money market instruments	0 - 35	3.16
Net Current Assets*		-1.70
<b>Total</b>		<b>100.00</b>

\*Net current asset represents net of receivables and payables for investments held.

### Top 10 Sectors



Note : 'Financial & insurance activities' sector includes exposure to 'Fixed Deposits' & 'Certificate of Deposits'.

### Portfolio

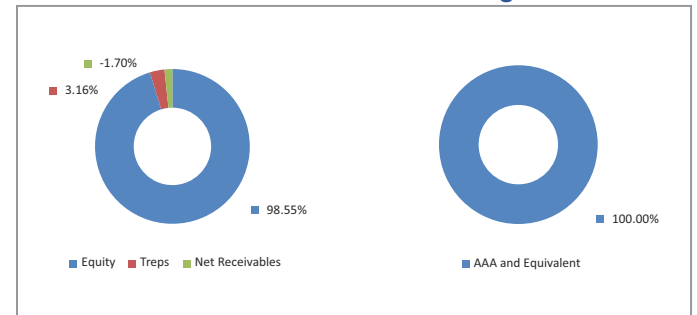
Company/Issuer	Exposure (%)
<b>Equity</b>	<b>98.55%</b>
Max Healthcare Institute Limited	2.55%
BSE Ltd	2.32%
Suzlon Energy Ltd	2.10%
Persistent Systems Limited	1.83%
Coforge Limited	1.69%
PB Fintech Limited	1.64%
Dixon Technologies (India) Ltd	1.59%
Lupin Ltd	1.53%
Federal Bank Ltd	1.48%
Indus Towers Ltd	1.38%
SRF Ltd	1.33%
Cummins India Ltd	1.29%
HDFC Asset Management Company Limited	1.27%
Fortis Healthcare Ltd	1.14%
Hindustan Petroleum Corporation Ltd	1.08%
Marico Ltd	1.07%
IDFC First Bank Ltd	1.06%
Voltas Ltd	1.04%
Aurobindo Pharma Ltd	1.01%
UPL Ltd	1.01%
Godrej Properties Limited	1.00%
Yes Bank Ltd	0.99%
Sundaram Finance Ltd	0.98%
Colgate-Palmolive (India) Ltd	0.98%
Bharat Forge Ltd	0.97%
Phoenix Mills Ltd	0.96%
AU Small Finance Bank Ltd	0.94%
Tube Investments of India Ltd	0.93%
Max Financial Services Ltd	0.92%

### Fund Details

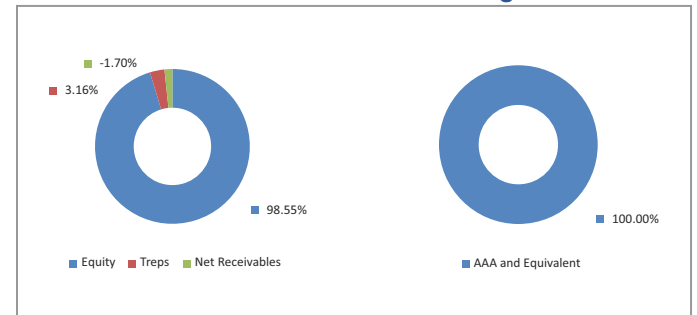
Description	
SFIN Number	ULIF08919/10/23MIDCPINDFD116
Launch Date	28-Nov-23
Face Value	10
Risk Profile	High
Benchmark	Nifty Midcap 150
Fund Manager Name	Abhay Moghe
Number of funds managed by fund manager:	
Equity	16
Debt	-
Hybrid	11
NAV as on 31-March-2025	11.5336
AUM (Rs. Cr)*	363.13
Equity (Rs. Cr)	357.85
Debt (Rs. Cr)	11.46
Net current asset (Rs. Cr)	-6.17

\*AUM is excluding the last day unitisation.

### Asset Class



### Rating Profile



### Portfolio

Company/Issuer	Exposure (%)
Ashok Leyland Ltd	0.91%
MphasiS Ltd	0.89%
Torrent Power Ltd	0.88%
Bharat Heavy Electricals Ltd	0.87%
PI Industries Limited	0.87%
Blue Star Ltd	0.87%
APL Apollo Tubes Ltd	0.86%
Solar Industries India Ltd	0.86%
Mankind Pharma Limited	0.85%
GMR Airports Limited	0.85%
Page Industries Limited	0.84%
One 97 Communications Ltd	0.83%
SBI Card & payment Services Limited	0.82%
NHPC Ltd	0.81%
Polycab India Ltd	0.81%
Alkem Laboratories Ltd	0.81%
Muthoot Finance Ltd	0.80%
Jubilant Foodworks Ltd	0.79%
FSN E-Commerce Ventures Limited	0.76%
Union Bank of India	0.76%
NMDC Ltd	0.74%
Coromandel International Ltd	0.73%
Glenmark Pharmaceuticals Ltd	0.72%
MRF Ltd	0.71%
Supreme Industries Ltd	0.69%
Petronet LNG Ltd	0.69%
Indian Railway Catering And Tourism Corporation Limited	0.69%
KPIT Technologies Ltd	0.67%
Oil India Ltd	0.66%
Ipca Laboratories Ltd	0.65%

## Portfolio

Company/Issuer	Exposure (%)
Sona BLW Precision Forgings Limited	0.65%
J K Cements Ltd	0.64%
Balkrishna Industries Ltd	0.64%
Patanjali Foods Ltd	0.63%
Prestige Estates Projects Limited	0.62%
Rail Vikas Nigam Ltd	0.62%
GE T&D India Ltd	0.60%
Oberoi Realty Ltd	0.60%
Indian Bank	0.60%
Container Corporation Of India Ltd	0.60%
Jindal Stainless Ltd	0.59%
Oracle Financial Services Software Ltd	0.58%
Tata Communications Ltd	0.58%
Tata Elxsi Limited	0.56%
Kalyan Jewellers India Ltd	0.56%
KEI Industries Limited	0.56%
Vodafone Idea Ltd	0.55%
LIC Housing Finance Limited	0.53%
Hindustan Zinc Ltd	0.53%
Mahindra & Mahindra Financial Services Ltd	0.52%
Adani Total Gas Ltd	0.52%
Steel Authority of India Ltd	0.52%
Gujarat Fluorochemicals Ltd	0.51%
Exide Industries Ltd	0.51%
Mazagon Dock Shipbuilders Ltd	0.51%
Hitachi Energy India Limited	0.50%
Abbott India Ltd	0.50%
Astral Limited	0.50%
National Aluminium Company Ltd	0.49%
UNO Minda Limited	0.49%
Lloyds Metals & Energy Ltd	0.49%
Biocon Ltd	0.48%
360 ONE WAM Ltd	0.47%
Dalmia Bharat Ltd	0.45%
United Breweries Ltd	0.45%
Indraprastha Gas Ltd	0.44%
Berger Paints India Ltd	0.44%
Thermax Ltd	0.44%
Apollo Tyres Ltd	0.43%
Syngene International Limited	0.43%
Deepak Nitrite Limited	0.43%
Schaeffler India Limited	0.42%
Aditya Birla Capital Ltd	0.41%
Linde India Ltd	0.41%
ACC Ltd	0.41%
General Insurance Corporation Of India	0.41%
Bank of India	0.41%
AIA Engineering Ltd	0.41%
Gland Pharma Limited	0.40%
L&T Technology Services Limited	0.39%
L&T Finance Limited	0.38%
Bandhan Bank Ltd	0.38%
Aditya Birla Fashion and Retail Limited	0.38%
Glaxosmithkline Pharma Ltd	0.37%
Cochin Shipyard Ltd	0.37%
Bharat Dynamics Ltd	0.37%
EMAMI LIMITED	0.36%
Ajanta Pharma Ltd	0.34%
Others	8.36%
Money Market, Deposits & Other	1.45%
<b>Total</b>	<b>100.00%</b>

## Performance

Period	1 Month	6 Months	1 Year	2 Years	3 Years	4 Years	5 Years	7 Years	10 Years	Inception
Fund	7.63%	-14.80%	5.90%	-	-	-	-	-	-	11.24%
Benchmark	7.72%	-14.30%	7.62%	-	-	-	-	-	-	15.66%

Returns less than or equal to 1 year are absolute. Returns greater than 1 year are compounded annualised growth rate (CAGR). Past performance is not indicative of future performance

## BEWARE OF SPURIOUS PHONE CALLS AND FICTITIOUS / FRADULENT OFFERS -

IRDAI is not involved in activities like selling insurance policies, announcing bonus or investment of premiums. Public receiving such phone calls are requested to lodge a police complaint.

Bajaj Allianz Life Insurance Co. Ltd. Regd. Office Address: Bajaj Allianz House, Airport Road, Yerawada, Pune – 411006. Reg.No.: 116. CIN : U66010PN2001PLC015959, Mail us : [customercare@bajajallianz.co.in](mailto:customercare@bajajallianz.co.in), Call on : Toll free no. 1800 209 7272/ Fax No: 02066026789. The Logo of Bajaj Allianz Life Insurance Co. Ltd. is provided on the basis of license given by Bajaj Finserv Ltd. to use its “Bajaj” Logo and Allianz SE to use its “Allianz” logo.

Past performance is not indicative of future performance.