

March 2025

## Accelerator Mid-Cap Fund

### Fund Objective

To achieve capital appreciation by investing in a diversified basket of mid cap stocks and large cap stocks.

### Portfolio Allocation

	Stated (%)	Actual (%)
Equity (Net)*	60 - 100	92.32
-Large Cap Stocks		27.13
-Mid Cap Stocks		72.87
Bank deposits and money market instruments	0 - 40	8.27
Net Current Assets*		-0.59
<b>Total</b>		<b>100.00</b>

\*Net current asset represents net of receivables and payables for investments held.

\* Minimum 50% allocation to mid cap stocks

\* Market-cap exposure is based on equity exposure re-scaled to 100%

### Portfolio

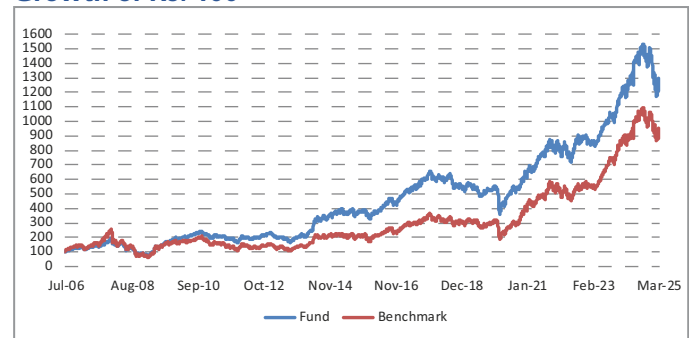
Company/Issuer	Exposure (%)
<b>Equity</b>	<b>92.32%</b>
Shriram Finance Limited	3.93%
Bharat Electronics Ltd	3.66%
IDFC First Bank Ltd	3.30%
Karur Vysya Bank Limited	3.21%
Blue Star Ltd	2.90%
Trent Ltd	2.68%
Varun Beverages Limited	2.66%
Power Finance Corporation Ltd	2.59%
Ajanta Pharma Ltd	2.46%
AMARA RAJA ENERGY & MOBILITY LIMITED	2.39%
Others	62.55%
<b>Money Market, Deposits &amp; Other</b>	<b>7.68%</b>
<b>Total</b>	<b>100.00%</b>

### Fund Details

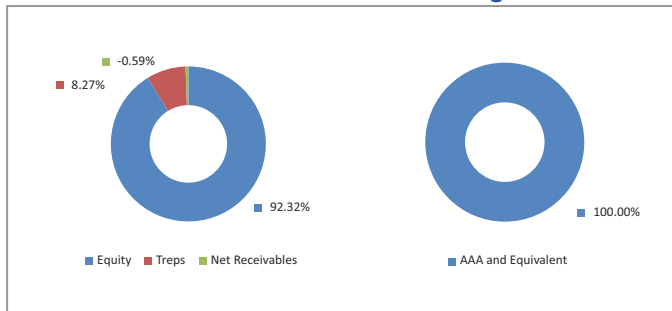
Description	
SFIN Number	ULIF03124/07/06ACCEMIDCAP116
Launch Date	24-Jul-06
Face Value	10
Risk Profile	Very High
Benchmark	NIFTY Midcap 50 Index
Fund Manager Name	Anshul Mishra
Number of funds managed by fund manager:	
Equity	5
Debt	-
Hybrid	-
NAV as on 31-March-2025	127.5315
AUM (Rs. Cr)*	499.81
Equity (Rs. Cr)	461.41
Debt (Rs. Cr)	41.32
Net current asset (Rs. Cr)	-2.93

\*AUM is excluding the last day unitisation.

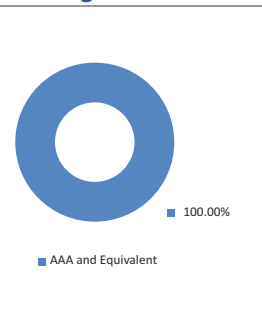
### Growth of Rs. 100



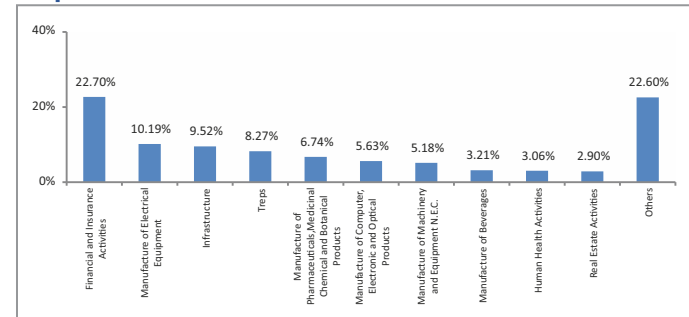
### Asset Class



### Rating Profile



### Top 10 Sectors



Note : 'Financial & insurance activities' sector includes exposure to 'Fixed Deposits' & 'Certificate of Deposits'.

### Performance

Period	1 Month	6 Months	1 Year	2 Years	3 Years	4 Years	5 Years	7 Years	10 Years	Inception
Fund	8.90%	-16.28%	4.60%	22.91%	15.37%	17.42%	26.49%	11.52%	12.74%	14.59%
Benchmark	7.54%	-13.75%	7.65%	31.09%	21.16%	21.08%	35.54%	16.57%	15.73%	12.70%

Returns less than or equal to 1 year are absolute. Returns greater than 1 year are compounded annualised growth rate (CAGR). Past performance is not indicative of future performance

## BEWARE OF SPURIOUS PHONE CALLS AND FICTITIOUS / FRADULENT OFFERS -

IRDAI is not involved in activities like selling insurance policies, announcing bonus or investment of premiums. Public receiving such phone calls are requested to lodge a police complaint.

Bajaj Allianz Life Insurance Co. Ltd. Regd. Office Address: Bajaj Allianz House, Airport Road, Yerawada, Pune – 411006. Reg.No.: 116. CIN : U66010PN2001PLC015959, Mail us : [customercare@bajajallianz.co.in](mailto:customercare@bajajallianz.co.in), Call on : Toll free no. 1800 209 7272/ Fax No: 02066026789. The Logo of Bajaj Allianz Life Insurance Co. Ltd. is provided on the basis of license given by Bajaj Finserv Ltd. to use its “Bajaj” Logo and Allianz SE to use its “Allianz” logo.

Past performance is not indicative of future performance.