

April 2025

Small Cap Fund

Fund Objective

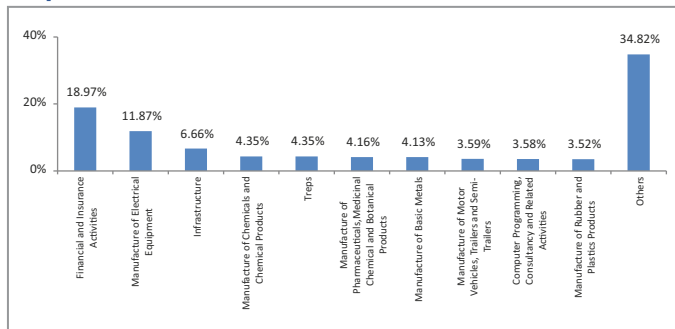
To achieve capital appreciation by investing in a diversified basket of predominantly* small cap stocks.

Portfolio Allocation

	Stated (%)	Actual (%)
Equity*	65 - 100	94.31
Bank deposits and money market instruments	0 - 35	4.35
Net Current Assets*		1.35
Total		100.00

*minimum 60% in small cap stocks, Market-cap exposure is based on equity exposure re- scaled to 100%

Top 10 Sectors



Note : 'Financial & insurance activities' sector includes exposure to 'Fixed Deposits' & 'Certificate of Deposits'.

Portfolio

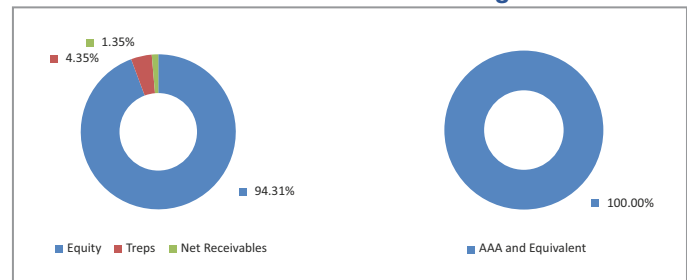
Company/Issuer	Exposure (%)
Equity	94.31%
Multi Commodity Exchange of India Ltd	2.90%
Tube Investments of India Ltd	2.43%
KEI Industries Limited	2.35%
Radico Khaitan Ltd	2.14%
Central Depository Services (India) Ltd	2.11%
AMARA RAJA ENERGY & MOBILITY LIMITED	1.92%
360 ONE WAM Ltd	1.90%
Supreme Industries Ltd	1.84%
PB Fintech Limited	1.73%
UNO Minda Limited	1.71%
PVR INOX Limited	1.57%
Karur Vysya Bank Limited	1.55%
Crompton Greaves Consumer Electricals Limited	1.50%
Navin Fluorine International Limited	1.48%
Canara Bank	1.41%
JSW Energy Ltd	1.38%
Coforge Limited	1.33%
Dr. Lal Path Labs Ltd.	1.32%
Mahanagar Gas Ltd	1.32%
Hindustan Aeronautics Limited	1.32%
City Union Bank Ltd	1.30%
Gulf Oil Lubricants India Ltd	1.30%
Indus Towers Ltd	1.15%
Bharat Dynamics Ltd	1.11%
Apar Industries Ltd	1.10%
Devyani International Ltd.	1.09%
K E C International Ltd	1.07%

Fund Details

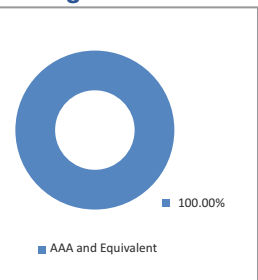
Description	
SFIN Number	ULIF08717/01/23SMALLCAPFU116
Launch Date	23-May-23
Face Value	10
Risk Profile	Very High
Benchmark	NIFTY SMALL CAP 100 INDEX
Fund Manager Name	Sujit Jain
Number of funds managed by fund manager:	
Equity	1
Debt	-
Hybrid	2
NAV as on 30-April-2025	17.5642
AUM (Rs. Cr)*	2747.34
Equity (Rs. Cr)	2590.93
Debt (Rs. Cr)	119.40
Net current asset (Rs. Cr)	37.02

*AUM is excluding the last day unitisation.

Asset Class



Rating Profile



Portfolio

Company/Issuer	Exposure (%)
Muthoot Finance Ltd	1.06%
Sona BLW Precision Forgings Limited	1.05%
Federal Bank Ltd	1.04%
Reliance Industries Ltd	1.02%
Motherson Sumi Wiring India Limited	1.02%
CESC Ltd	1.02%
Whirlpool of India Ltd	1.02%
KFin Technologies Limited	1.02%
Aditya Birla Real Estate Limited	0.98%
AXIS BANK NIFTY ETF	0.97%
Glenmark Pharmaceuticals Ltd	0.96%
ICICI Prudential Life Insurance Company Ltd	0.95%
Aarti Industries Ltd	0.95%
Trent Ltd	0.94%
Engineers India Ltd	0.90%
Blue Star Ltd	0.86%
NMDC Ltd	0.85%
Piramal Pharma Limited	0.85%
Nippon Life India Asset Management Limited	0.82%
Firstsource Solutions Ltd	0.80%
PG Electroplast Ltd	0.80%
Zensar Technologies Limited	0.78%
Rainbow Childrens Medicare Limited	0.78%
Safari Industries (India) Ltd	0.78%
Jyothy Laboratories Ltd	0.76%
Astral Limited	0.76%
The Ramco Cements Ltd	0.75%
Inox Wind Ltd	0.74%

Portfolio

Company/Issuer	Exposure (%)
NCC Ltd	0.73%
Gland Pharma Limited	0.73%
Cera Sanitaryware Ltd	0.71%
TATA CONSUMER PRODUCTS LIMITED.	0.70%
KNR Constructions Limited	0.70%
Titagarh Rail Systems Ltd	0.68%
Protean eGov Technologies Ltd	0.67%
APL Apollo Tubes Ltd	0.66%
Gabriel India Ltd	0.65%
BSE Ltd	0.65%
Natco Pharma Ltd	0.65%
Inox India Ltd	0.64%
JK Lakshmi Cement Limited	0.64%
Oberoi Realty Ltd	0.61%
Alivus Life Sciences Limited	0.61%
PNB Housing Finance Ltd	0.60%
Godrej Agrovet Ltd	0.60%
J K Cements Ltd	0.59%
Kajaria Ceramics Limited	0.58%
Endurance Technologies Ltd	0.58%
CG Power & Industrial Solutions Ltd	0.57%
Triveni Turbine Ltd	0.53%
Interarch Building Products Ltd	0.51%
Redington Ltd	0.51%
Aditya Birla Sun Life AMC Limited	0.50%
EID Parry (India) Ltd	0.50%
Dhanuka Agritech Limited	0.46%
Computer Age Management Services Limited	0.46%
Indian Bank	0.41%
Aadhar Housing Finance Ltd	0.40%
Orient Electric Limited	0.40%
Metro Brands Ltd	0.38%
Go Digit General Insurance Ltd	0.38%
Galaxy Surfactants Limited	0.38%
Alkem Laboratories Ltd	0.37%
Raymond Ltd	0.37%
Fiem Industries Ltd	0.36%
Star Health & Allied Insurance Company Ltd	0.35%
Bharti Hexacom Ltd	0.35%
Rajratan Global Wire Ltd	0.35%
Others	4.19%
Money Market, Deposits & Other	5.69%
Total	100.00%

Performance

Period	1 Month	6 Months	1 Year	2 Years	3 Years	4 Years	5 Years	7 Years	10 Years	Inception
Fund	2.67%	-10.35%	2.65%	-	-	-	-	-	-	33.69%
Benchmark	2.19%	-11.58%	-3.31%	-	-	-	-	-	-	29.59%

Returns less than or equal to 1 year are absolute. Returns greater than 1 year are compounded annualised growth rate (CAGR). Past performance is not indicative of future performance

BEWARE OF SPURIOUS PHONE CALLS AND FICTITIOUS / FRADULENT OFFERS -

IRDAI is not involved in activities like selling insurance policies, announcing bonus or investment of premiums. Public receiving such phone calls are requested to lodge a police complaint.

Bajaj Allianz Life Insurance Co. Ltd. Regd. Office Address: Bajaj Allianz House, Airport Road, Yerawada, Pune – 411006. Reg.No.: 116. CIN : U66010PN2001PLC015959, Mail us : customercare@bajajallianz.co.in, Call on : Toll free no. 1800 209 7272/ Fax No: 02066026789. The Logo of Bajaj Allianz Life Insurance Co. Ltd. is provided on the basis of license given by Bajaj Finserv Ltd. to use its “Bajaj” Logo and Allianz SE to use its “Allianz” logo.

Past performance is not indicative of future performance.