

April 2025

## Pure Stock Fund

### Fund Objective

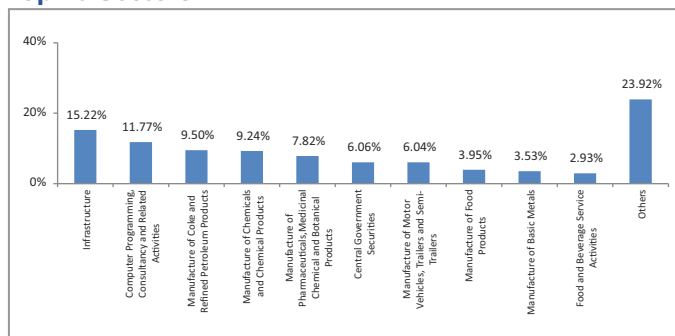
To specifically exclude companies dealing in gambling, contests, liquor, entertainment (films, TV etc.), hotels, banks and financial institutions.

### Portfolio Allocation

	Stated (%)	Actual (%)
Equity	60 - 100	93.58
Government treasury bills (Non-interest bearing)	0 - 40	6.06
Net Current Assets*		0.36
<b>Total</b>		<b>100.00</b>

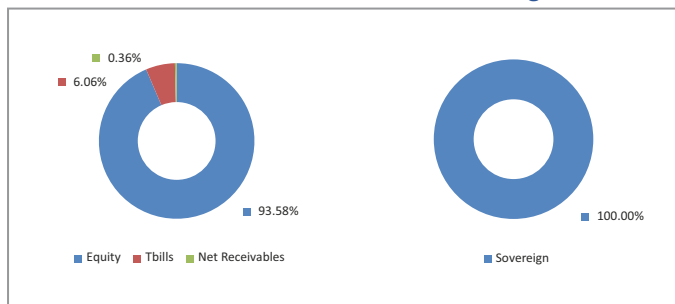
\*Net current asset represents net of receivables and payables for investments held.

### Top 10 Sectors

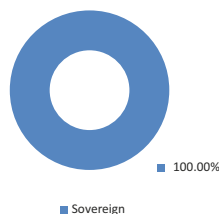


Note : 'Financial & insurance activities' sector includes exposure to 'Fixed Deposits' & 'Certificate of Deposits'.

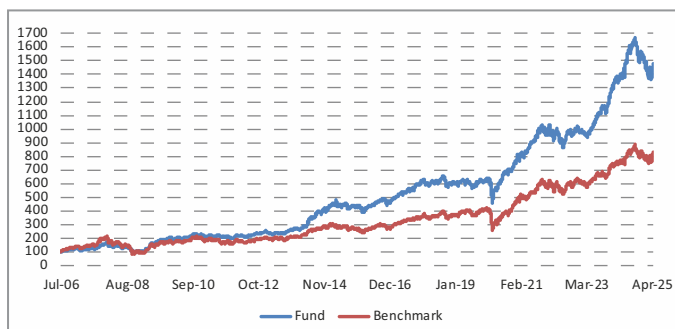
### Asset Class



### Rating Profile



### Growth of Rs. 100



### Fund Details

Description	
SFIN Number	ULIF02721/07/06PURESTKFUN116
Launch Date	21-Jul-06
Face Value	10
Risk Profile	Very High
Benchmark	Nifty 50 Index
Fund Manager Name	Jamil Ansari
Number of funds managed by fund manager:	
Equity	5
Debt	-
Hybrid	-
NAV as on 30-April-2025	147.9722
AUM (Rs. Cr)	6952.67
Equity (Rs. Cr)	6506.40
Debt (Rs. Cr)	421.04
Net current asset (Rs. Cr)	25.24

\*AUM is excluding the last day unitisation.

### Portfolio

Company/Issuer	Exposure (%)
<b>Equity</b>	<b>93.58%</b>
Reliance Industries Ltd	8.98%
Larsen & Toubro Ltd	4.88%
Infosys Ltd	4.78%
Bharti Airtel Ltd	4.41%
Tata Consultancy Services Ltd	3.72%
Hindustan Unilever Ltd.	2.84%
TITAN COMPANY LIMITED	2.46%
Nestle India Ltd	2.00%
Maruti Suzuki India Ltd	1.95%
Sun Pharmaceuticals Industries Ltd	1.92%
Power Grid Corporation of India Ltd	1.85%
NTPC Ltd	1.84%
Asian Paints Ltd	1.76%
Mahindra & Mahindra Ltd	1.56%
Tata Motors Ltd	1.55%
UltraTech Cement Ltd	1.50%
HCL Technologies Ltd	1.41%
Ksb Limited	1.31%
Godrej Consumer Products Ltd	1.30%
Hindalco Industries Ltd	1.28%
Lupin Ltd	1.26%
Bharat Electronics Ltd	1.22%
Procter & Gamble Hygiene and Health Care Ltd	1.17%
Dr Reddys Laboratories Ltd	1.15%
Tata Steel Ltd	1.08%
Sapphire Foods India Limited	1.02%
Coal India Ltd	1.00%
Hitachi Energy India Limited	0.87%
MRF Ltd	0.86%
Tech Mahindra Ltd	0.86%
Oil & Natural Gas Corpn Ltd	0.84%
Restaurant Brands Asia Limited	0.82%
Axis Nifty IT ETF	0.81%

## Portfolio

Company/Issuer	Exposure (%)
Hero MotoCorp Ltd	0.81%
ETERNAL LIMITED	0.80%
JSW Steel Ltd	0.79%
Zydus Lifesciences Ltd	0.76%
Devyani International Ltd.	0.74%
Marico Ltd	0.73%
AVENUE SUPERMARTS LIMITED	0.71%
BASF India Ltd	0.71%
ICICI Prudential IT ETF	0.68%
Sanofi India Ltd	0.67%
Crompton Greaves Consumer Electricals Limited	0.66%
Petronet LNG Ltd	0.64%
Britannia Industries Ltd	0.63%
Adani Ports & Special Economic Zone Ltd	0.62%
Colgate-Palmolive (India) Ltd	0.62%
MEDPLUS HEALTH SERVICES LIMITED	0.61%
TATA CONSUMER PRODUCTS LIMITED.	0.60%
Larsen & Toubro Infotech Mindtree Limited	0.59%
The Ramco Cements Ltd	0.57%
TVS Motor Company Ltd	0.56%
KOTAK IT ETF	0.55%
Cipla Ltd	0.53%
Aurobindo Pharma Ltd	0.53%
Bharat Petroleum Corporation Ltd	0.53%
Bayer CropScience Ltd	0.53%
Grasim Industries Ltd.	0.52%
Trent Ltd	0.49%
ABB India Ltd	0.47%
Coromandel International Ltd	0.45%
Wipro Ltd	0.42%
Sanofi Consumer Healthcare India Ltd	0.41%
Gujarat Pipavav Port Ltd	0.41%
Samvardhana Motherson International Limited	0.40%
Balkrishna Industries Ltd	0.39%
AIA Engineering Ltd	0.39%
Gland Pharma Limited	0.38%
Schaeffler India Limited	0.38%
Nippon India ETF Nifty IT	0.37%
Jubilant Foodworks Ltd	0.35%
Mahanagar Gas Ltd	0.33%
Varroc Engineering Limited	0.33%
Swiggy Ltd	0.33%
Kansai Nerolac Paints Ltd	0.32%
Supreme Industries Ltd	0.30%
Brainbees Solutions Ltd	0.29%
Others	3.50%
Money Market, Deposits & Other	6.42%
<b>Total</b>	<b>100.00%</b>

## Performance

Period	1 Month	6 Months	1 Year	2 Years	3 Years	4 Years	5 Years	7 Years	10 Years	Inception
Fund	2.79%	-4.29%	5.69%	22.51%	15.32%	15.49%	20.78%	13.14%	12.96%	15.42%
Benchmark	3.46%	0.53%	7.65%	15.99%	12.45%	13.55%	19.79%	12.39%	11.51%	11.90%

Returns less than or equal to 1 year are absolute. Returns greater than 1 year are compounded annualised growth rate (CAGR). Past performance is not indicative of future performance

## BEWARE OF SPURIOUS PHONE CALLS AND FICTITIOUS / FRADULENT OFFERS -

IRDAI is not involved in activities like selling insurance policies, announcing bonus or investment of premiums. Public receiving such phone calls are requested to lodge a police complaint.

Bajaj Allianz Life Insurance Co. Ltd. Regd. Office Address: Bajaj Allianz House, Airport Road, Yerawada, Pune – 411006. Reg.No.: 116. CIN : U66010PN2001PLC015959, Mail us : [customercare@bajajallianz.co.in](mailto:customercare@bajajallianz.co.in), Call on : Toll free no. 1800 209 7272/ Fax No: 02066026789. The Logo of Bajaj Allianz Life Insurance Co. Ltd. is provided on the basis of license given by Bajaj Finserv Ltd. to use its “Bajaj” Logo and Allianz SE to use its “Allianz” logo.

Past performance is not indicative of future performance.