

April 2025

Midcap Index Fund

Fund Objective

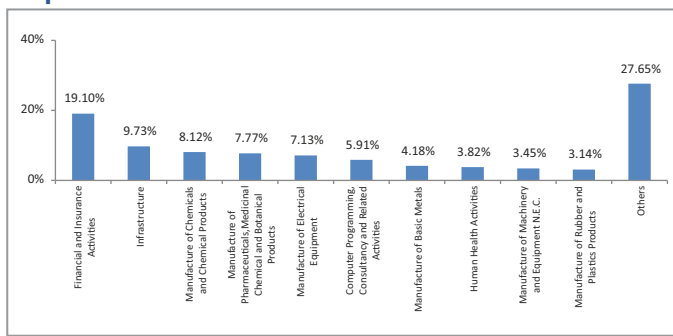
To provide capital appreciation through investment in equities forming part of Nifty Midcap 150 Index.

Portfolio Allocation

	Stated (%)	Actual (%)
Equity*	65 - 100	99.50
Bank deposits and money market instruments	0 - 35	0.61
Net Current Assets*		-0.12
Total		100.00

*Net current asset represents net of receivables and payables for investments held.

Top 10 Sectors



Note : 'Financial & insurance activities' sector includes exposure to 'Fixed Deposits' & 'Certificate of Deposits'.

Portfolio

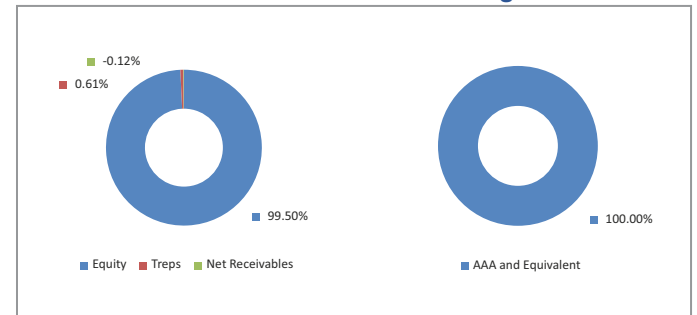
Company/Issuer	Exposure (%)
Equity	99.50%
BSE Ltd	2.67%
Max Healthcare Institute Limited	2.47%
Suzlon Energy Ltd	2.02%
Dixon Technologies (India) Ltd	1.94%
Persistent Systems Limited	1.71%
Indus Towers Ltd	1.63%
PB Fintech Limited	1.61%
Lupin Ltd	1.53%
Federal Bank Ltd	1.50%
Coforge Limited	1.47%
HDFC Asset Management Company Limited	1.35%
SRF Ltd	1.33%
IDFC First Bank Ltd	1.23%
Cummins India Ltd	1.19%
AU Small Finance Bank Ltd	1.18%
Marico Ltd	1.15%
Hindustan Petroleum Corporation Ltd	1.12%
Sundaram Finance Ltd	1.11%
Colgate-Palmolive (India) Ltd	1.05%
Fortis Healthcare Ltd	1.05%
Aurobindo Pharma Ltd	1.04%
Max Financial Services Ltd	1.03%
UPL Ltd	1.02%
Yes Bank Ltd	1.02%
Solar Industries India Ltd	0.99%
Ashok Leyland Ltd	0.99%
GMR Airports Limited	0.95%
Godrej Properties Limited	0.94%
Tube Investments of India Ltd	0.93%

Fund Details

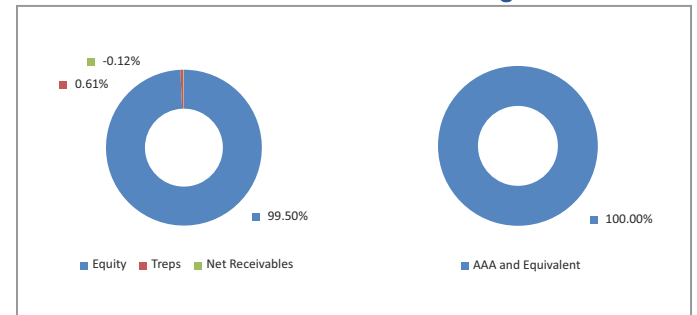
Description	
SFIN Number	ULIF08919/10/23MIDCPINDFD116
Launch Date	28-Nov-23
Face Value	10
Risk Profile	High
Benchmark	Nifty Midcap 150
Fund Manager Name	Abhay Moghe
Number of funds managed by fund manager:	
Equity	16
Debt	-
Hybrid	11
NAV as on 30-April-2025	11.9580
AUM (Rs. Cr)*	390.69
Equity (Rs. Cr)	388.75
Debt (Rs. Cr)	2.40
Net current asset (Rs. Cr)	-0.46

*AUM is excluding the last day unitisation.

Asset Class



Rating Profile



Portfolio

Company/Issuer	Exposure (%)
Phoenix Mills Ltd	0.93%
One 97 Communications Ltd	0.90%
PI Industries Limited	0.90%
Bharat Heavy Electricals Ltd	0.89%
Torrent Power Ltd	0.89%
Bharat Forge Ltd	0.89%
APL Apollo Tubes Ltd	0.88%
Page Industries Limited	0.87%
Voltas Ltd	0.86%
Polycab India Ltd	0.85%
Mphasis Ltd	0.84%
Mankind Pharma Limited	0.84%
MRF Ltd	0.83%
NHPC Ltd	0.82%
Alkem Laboratories Ltd	0.82%
Jubilant Foodworks Ltd	0.81%
FSN E-Commerce Ventures Limited	0.80%
SBI Card & payment Services Limited	0.80%
Coromandel International Ltd	0.79%
Union Bank of India	0.74%
Muthoot Finance Ltd	0.70%
Petronet LNG Ltd	0.70%
Prestige Estates Projects Limited	0.70%
Supreme Industries Ltd	0.70%
Indian Railway Catering And Tourism Corporation Limited	0.69%
NMDC Ltd	0.68%
Blue Star Ltd	0.67%
Oil India Ltd	0.67%
Sona BLW Precision Forgings Limited	0.67%
J K Cements Ltd	0.65%

Portfolio

Company/Issuer	Exposure (%)
Balkrishna Industries Ltd	0.64%
Patanjali Foods Ltd	0.64%
Glenmark Pharmaceuticals Ltd	0.63%
Oracle Financial Services Software Ltd	0.63%
Indian Bank	0.61%
KPIT Technologies Ltd	0.61%
Rail Vikas Nigam Ltd	0.60%
Tata Elxsi Limited	0.60%
Kalyan Jewellers India Ltd	0.60%
Vodafone Idea Ltd	0.60%
Ipca Laboratories Ltd	0.59%
Oberoi Realty Ltd	0.58%
Mazagon Dock Shipbuilders Ltd	0.58%
Jindal Stainless Ltd	0.57%
GE T&D India Ltd	0.57%
KEI Industries Limited	0.57%
Tata Communications Ltd	0.56%
Container Corporation Of India Ltd	0.56%
Hitachi Energy India Limited	0.56%
LIC Housing Finance Limited	0.54%
Adani Total Gas Ltd	0.51%
Astral Limited	0.50%
Steel Authority of India Ltd	0.50%
Hindustan Zinc Ltd	0.49%
Exide Industries Ltd	0.49%
UNO Minda Limited	0.49%
Gujarat Fluorochemicals Ltd	0.48%
Abbott India Ltd	0.48%
Dalmia Bharat Ltd	0.47%
360 ONE WAM Ltd	0.47%
United Breweries Ltd	0.47%
Berger Paints India Ltd	0.47%
Mahindra & Mahindra Financial Services Ltd	0.47%
Apollo Tyres Ltd	0.46%
Lloyds Metals & Energy Ltd	0.44%
Bharat Dynamics Ltd	0.44%
Biocon Ltd	0.44%
Bank of India	0.43%
Aditya Birla Capital Ltd	0.42%
National Aluminium Company Ltd	0.42%
Bandhan Bank Ltd	0.42%
Cochin Shipyard Ltd	0.42%
Schaeffler India Limited	0.41%
Deepak Nitrite Limited	0.41%
Linde India Ltd	0.40%
Indraprastha Gas Ltd	0.40%
L&T Finance Limited	0.40%
General Insurance Corporation Of India	0.39%
ACC Ltd	0.39%
Thermax Ltd	0.39%
Bharti Hexacom Ltd	0.38%
AIA Engineering Ltd	0.38%
EMAMI LIMITED	0.37%
Aditya Birla Fashion and Retail Limited	0.37%
Syngene International Limited	0.36%
Others	9.38%
Money Market, Deposits & Other	0.50%
Total	100.00%

Performance

Period	1 Month	6 Months	1 Year	2 Years	3 Years	4 Years	5 Years	7 Years	10 Years	Inception
Fund	3.68%	-5.43%	3.57%	-	-	-	-	-	-	13.40%
Benchmark	3.94%	-4.81%	5.19%	-	-	-	-	-	-	17.85%

Returns less than or equal to 1 year are absolute. Returns greater than 1 year are compounded annualised growth rate (CAGR). Past performance is not indicative of future performance

BEWARE OF SPURIOUS PHONE CALLS AND FICTITIOUS / FRADULENT OFFERS -

IRDAI is not involved in activities like selling insurance policies, announcing bonus or investment of premiums. Public receiving such phone calls are requested to lodge a police complaint.

Bajaj Allianz Life Insurance Co. Ltd. Regd. Office Address: Bajaj Allianz House, Airport Road, Yerawada, Pune – 411006. Reg.No.: 116. CIN : U66010PN2001PLC015959, Mail us : customercare@bajajallianz.co.in, Call on : Toll free no. 1800 209 7272/ Fax No: 02066026789. The Logo of Bajaj Allianz Life Insurance Co. Ltd. is provided on the basis of license given by Bajaj Finserv Ltd. to use its “Bajaj” Logo and Allianz SE to use its “Allianz” logo.

Past performance is not indicative of future performance.