

April 2025

## Blue Chip Equity Fund

### Fund Objective

To provide capital appreciation through investment in equities forming part of the National Stock Exchange NIFTY.

### Portfolio Allocation

	Stated (%)	Actual (%)
Equity*	60 -100	98.02
Bank deposits and money market instruments	0 - 40	1.96
Net Current Assets*		0.02
<b>Total</b>		<b>100.00</b>

\*Net current asset represents net of receivables and payables for investments held.

### Portfolio

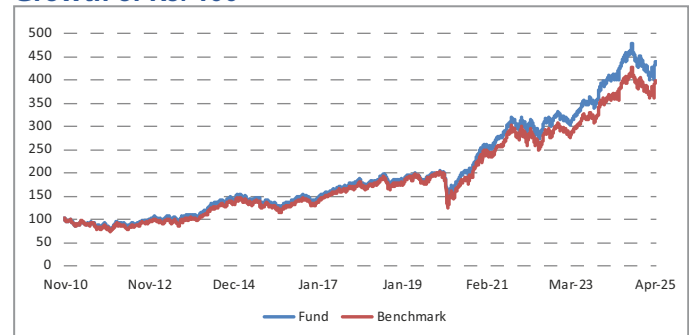
Company/Issuer	Exposure (%)
<b>Equity</b>	<b>98.02%</b>
HDFC Bank Ltd	9.07%
ICICI Bank Ltd	9.00%
Reliance Industries Ltd	8.99%
Infosys Ltd	5.64%
Bharti Airtel Ltd	5.25%
Larsen & Toubro Ltd	4.14%
ITC Ltd	4.12%
Tata Consultancy Services Ltd	3.70%
Mahindra & Mahindra Ltd	2.70%
Axis Bank Ltd	2.38%
Kotak Mahindra Bank Ltd	2.27%
Hindustan Unilever Ltd.	2.18%
State Bank of India	2.13%
Sun Pharmaceuticals Industries Ltd	2.04%
NTPC Ltd	1.75%
HCL Technologies Ltd	1.75%
ETERNAL LIMITED	1.72%
Maruti Suzuki India Ltd	1.67%
TITAN COMPANY LIMITED	1.46%
Power Grid Corporation of India Ltd	1.43%
Tata Motors Ltd	1.41%
UltraTech Cement Ltd	1.39%
Bharat Electronics Ltd	1.22%
Tata Steel Ltd	1.21%
Trent Ltd	1.20%
Asian Paints Ltd	1.15%
Grasim Industries Ltd.	1.09%
JSW Steel Ltd	1.01%
Tech Mahindra Ltd	1.01%
Oil & Natural Gas Corpn Ltd	0.99%
Adani Ports & Special Economic Zone Ltd	0.95%
Hindalco Industries Ltd	0.94%
Cipla Ltd	0.91%
Coal India Ltd	0.90%
Nestle India Ltd	0.89%
TATA CONSUMER PRODUCTS LIMITED.	0.80%
Others	7.55%
<b>Money Market, Deposits &amp; Other</b>	<b>1.98%</b>
<b>Total</b>	<b>100.00%</b>

### Fund Details

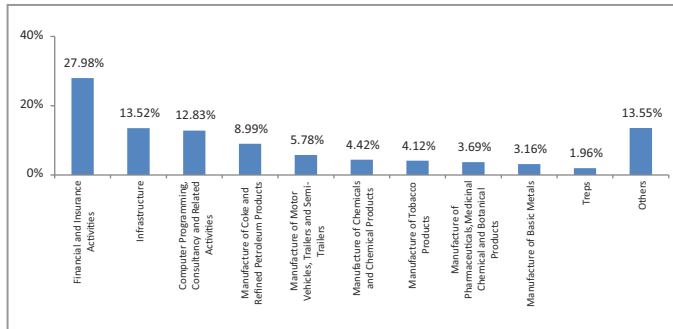
Description	
SFIN Number	ULIF06026/10/10BLUECHIPEQ116
Launch Date	01-Nov-10
Face Value	10
Risk Profile	High
Benchmark	Nifty 50 Index
Fund Manager Name	Abhay Moghe
Number of funds managed by fund manager:	
Equity	16
Debt	-
Hybrid	11
NAV as on 30-April-2025	43.9935
AUM (Rs. Cr)*	988.65
Equity (Rs. Cr)	969.11
Debt (Rs. Cr)	19.38
Net current asset (Rs. Cr)	0.16

\*AUM is excluding the last day unitisation.

### Growth of Rs. 100

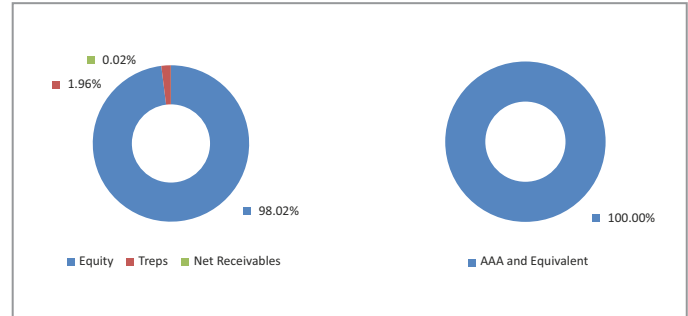


## Top 10 Sectors

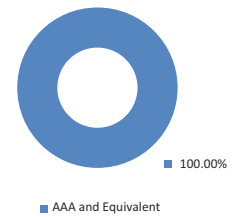


Note : 'Financial & insurance activities' sector includes exposure to 'Fixed Deposits' & 'Certificate of Deposits'.

## Asset Class



## Rating Profile



## Performance

Period	1 Month	6 Months	1 Year	2 Years	3 Years	4 Years	5 Years	7 Years	10 Years	Inception
Fund	3.42%	-0.61%	6.80%	16.79%	13.33%	14.46%	20.37%	13.46%	12.11%	10.75%
Benchmark	3.46%	0.53%	7.65%	15.99%	12.45%	13.55%	19.79%	12.39%	11.51%	9.99%

Returns less than or equal to 1 year are absolute. Returns greater than 1 year are compounded annualised growth rate (CAGR). Past performance is not indicative of future performance

## BEWARE OF SPURIOUS PHONE CALLS AND FICTITIOUS / FRADULENT OFFERS -

IRDAI is not involved in activities like selling insurance policies, announcing bonus or investment of premiums. Public receiving such phone calls are requested to lodge a police complaint.

Bajaj Allianz Life Insurance Co. Ltd. Regd. Office Address: Bajaj Allianz House, Airport Road, Yerawada, Pune – 411006. Reg.No.: 116. CIN : U66010PN2001PLC015959, Mail us : [customercare@bajajallianz.co.in](mailto:customercare@bajajallianz.co.in), Call on : Toll free no. 1800 209 7272/ Fax No: 02066026789. The Logo of Bajaj Allianz Life Insurance Co. Ltd. is provided on the basis of license given by Bajaj Finserv Ltd. to use its "Bajaj" Logo and Allianz SE to use its "Allianz" logo.

Past performance is not indicative of future performance.